

# SAFETY AND PREVENTION SOLUTIONS FOR COMPRESSED AIR



Blowing and cleaning

Safe tool connection

Prevention of hose whip

Preset valves and regulators

Lockout shutoff valves

Hearing health and noise reduction

## **TOPRING**

Compressed air solutions

June 2022

# SAFETY AND PREVENTION SOLUTIONS FOR COMPRESSED AIR

## Health and safety for compressed air should be priority No. 1

Unfortunately, accidents caused by improper use of compressed air happen far too often. All industries face safety risks, and management is responsible for taking the necessary precautions to properly protect workers. Safe, appropriate use of compressed air products can help reduce injuries in the workplace and improve overall productivity.

To make your life easier, we've created a brochure covering Topring's various prevention and safety solutions. These will help you keep your employees and your workplace safe.

And don't forget that our technical advisers are there to help you find solutions adapted to the reality of your business. They can also answer your questions about health and safety regulations in your province.

## In this brochure

In this brochure, you'll find a selection of products to address the following workplace safety issues:

- Blowing and cleaning
- Safe tool connection
- Prevention of hose whip
- Preset valves and regulators
- Safe hose storage
- Lockout shutoff valves
- Hearing health and noise reduction
- Tool balancers
- Safe condensate disposal



## Prevention in the workplace

Many workplace injuries or fatalities can be prevented when workers know how to prevent them. Promote prevention by posting safety information in your workplace.

Go to [topring.com/resource-center/product-info](https://topring.com/resource-center/product-info) to download the free printable poster "12 RULES FOR SAFE USE OF COMPRESSED AIR".

### 12 RULES FOR SAFE USE OF COMPRESSED AIR

1. Use compressed air only for its intended purpose and in the way intended.
2. Before using compressed air, inspect equipment, hoses and fittings damage or faults. Immediately report any issues to your supervisor.
3. Don't let air lines cross traffic areas (risk of tripping and rupture).
4. Install a safety valve for each hose to prevent dangerous hose whip in the event of hose failure.
5. Never direct a stream of air at your own body or another person (including for cleaning, cooling or poking around). It can cause serious injury. Never joke around with compressed air (or air tools).
6. Always wear appropriate personal protective equipment (PPE) for eyes, face, and ears.
7. Do not use compressed air to clean yourself. Use a safety vacuum cleaning unit instead.
8. Reduce excessive noise using air mufflers and silent blow guns.
9. Keep hoses clean of greases and oil and store hoses neatly, away from heat sources and direct sunlight. Use hose reels to reduce the risk of injury and extend the service life of hoses.
10. Before changing tools or making hose connections, shut off valves and bleed down pressure. Use safety quick couplers with a 2-step disconnection system.
11. Isolating valves should be of the self-venting type and designed for lockout in the OFF position so that air pressure cannot be applied accidentally during maintenance.
12. Never alter or install a safety relief valve that has a higher PSIG than the pressure vessel rating to which it is installed.

**Compressed air is MORE DANGEROUS than you think!**  
That's why no one should use compressed air unless they are properly trained.

**TOPRING** For more on our safety solutions, visit [TOPRING.com](https://topring.com)

# TOPRING



Looking for safety products in the **TOPRING** catalogue?

Find them easily thanks to these 5 icons:



⋮  
Product with  
safety features



⋮  
Product meets  
OSHA standards



⋮  
Ergonomic product  
to reduce the risk  
of fatigue or injury



⋮  
Lockable product  
to prevent  
accidental start-up



⋮  
Product meets  
noise exposure  
standards

 Download the PDF catalogue on [TOPRING.com/en/compressed-air-catalogue](https://www.topring.com/en/compressed-air-catalogue)

# AIRPRO BLOW GUNS



**AIRPRO** safety blow guns meet the standards of OSHA and other health and safety agencies.

If the nozzle is blocked, the airflow escapes through the side openings so the static pressure remains under 30 PSI.

## MAXIMUM SAFETY

### A unique concept

When the tube of the blow gun is blocked, a safety check valve inside the blow gun mechanism immediately shuts off the airflow.

When the tube is free of any obstruction, the valve re-engages to release air.



Extra silent / noise level 67 dB at 87 PSI



## With flat nozzle

Designed to blast a powerful jet of air to a precise area.



Silent / noise level 78 dB at 87 PSI




## With StarTip nozzle

Provides a concentrated airflow for maximum efficiency.



Silent / noise level 76.8 dB at 87 PSI



## With venturi nozzle

A powerful safety blow gun that generates a much stronger blast of air.



## With silent nozzle

Reduces noise up to 20 dB over conventional blow guns.



Silent / noise level 71.6 dB at 87 PSI



# TOPQUIK BLOW GUNS



**TOPQUIK** safety blow guns meet the standards of OSHA and other health and safety agencies.

If the nozzle is blocked, the airflow escapes through the side openings so the static pressure remains under 30 PSI.

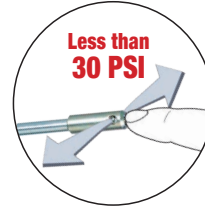
## With integrated plug and venturi nozzle

**TOPQUIK** blow guns are equipped with their own plug directly mounted on the body to eliminate assembly time and the risk of leakage.


Compact and ergonomic design perfectly fitted to the operator's hand.

Designed so that the operator can keep it handy in a pocket.

Metal nozzle with long tube



Anti-scratch polyamide nozzle



### I/M 1/4 INDUSTRIAL plug type



### Blow guns with a coupler kit make work easier and more enjoyable

#### TOPQUIK coupler kits



#### TOPQUIK S1 coupler kits



Use this wall mounting bracket to safely store the blow gun



### E 7.8 ULTRAFLO plug type



#### TOPQUIK coupler kits



#### TOPQUIK S1 coupler kits



# HIGH PERFORMANCE BLOW GUNS

OSHA

**TOPGUN** and **MAGNUM** safety blow guns meet the standards of OSHA and other health and safety agencies.

The venturi nozzle delivers dynamic blowing power without compromising safety. If the nozzle is blocked, the airflow escapes through the side openings so the static pressure remains under 30 PSI.



## TOPGUN

### Amplified thrust

These blow guns are used to clean hard-to-reach places like masonry formwork, tanks, ovens, large molds, machinery and storage areas.

Maximum output thrust: 0.3 lbf  
Noise level: 109 dB

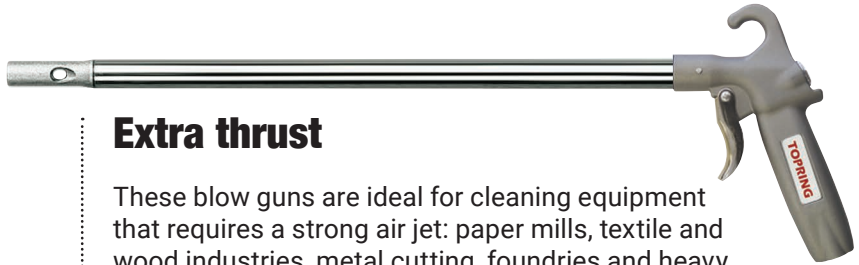
60.420 30 cm tube  
60.425 60 cm tube  
60.430 90 cm tube  
60.435 120 cm tube

### Extra thrust

These blow guns are ideal for cleaning equipment that requires a strong air jet: paper mills, textile and wood industries, metal cutting, foundries and heavy equipment.

Maximum output thrust: 0.9 lbf  
Noise level: 108 dB

60.470 60 cm tube  
60.471 90 cm tube  
60.472 120 cm tube



## MAGNUM

### Maximum thrust

These blow guns are used to clean machinery in paper and textile mills, metal-cutting and woodworking equipment, formwork, tanks, ovens, molds, other machinery and storage areas, to blow debris into piles, and for any application requiring maximum thrust.

Maximum output thrust: 3.3 lbf  
Noise level: 101 dB

60.620 30 cm tube  
60.630 90 cm tube  
60.632 120 cm tube  
60.635 182 cm tube



> Visit [TOPRING.com](http://TOPRING.com) for the full technical specifications (Series 60).

## STORAGE ACCESSORIES


These versatile magnetic accessories allow users to store blow guns on any iron or steel surface.

### MAGNETIC HOOKS

Hold up to 95 lb



60.487 4 8x11 mm



### MAGNETIC GUNSLINGER

Hold up to 190 lb



60.488



## SAFETY PERSONAL CLEANING UNIT WITH AIR AGITATOR BRUSH

Wherever compressed air blow guns are used for cleaning, there is a real danger of injury to users and damage to equipment because of the particles ejected and blown into the air.

The Safety Personal Cleaning Unit from Topring is the best solution for quick, effective cleaning and meets the standards of OSHA and other health and safety agencies. It safely vacuums dust, powder, sawdust, debris and particles on clothing and skin.

### Features and benefits

- On-demand air agitator brush attachment with a high-efficiency pneumatic vacuum
- Powered by compressed air but doesn't blow compressed air
- No electrical motor so no risk of sparks

66.202  
Unit with standard filter

66.203  
Unit with HEPA filter

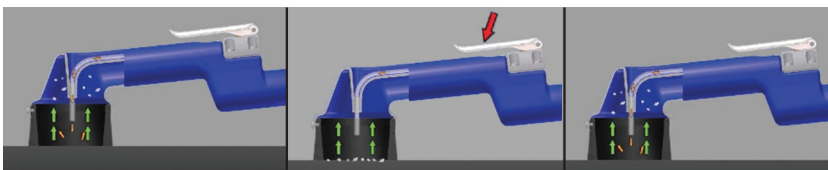
66.204  
Anti-static safety personal  
cleaning unit



**Each unit includes:**  
20 L capacity unit  
5 feet (1.5 m) flexible vacuum hose  
Air-agitator brush  
Steel mounting plate

### How works the air agitator

When you press the lever of the brush attachment, the air agitator loosens and lifts particles and debris, then vacuums them up safely and efficiently.



### Level of filtration available

**Standard filter:**  
77% efficient at 0.8 microns

**"HEPA" high efficiency filter:**  
99.97% efficient at 0.3 microns

The most effective way to filter air in order to trap dirt, pollen, bacteria and any airborne particle larger than 0.3 microns.

> Visit [TOPRING.com](http://TOPRING.com) for the full technical specifications, accessories and replacement parts as well as the demo video (Series 66).

# TOPRING QUICK COUPLERS

## ZERO PRESSURE DISCONNECT COUPLERS

These safety couplers prevent dangerous hose whip and accidental disconnections through a two-step disconnection system.

When the sleeve slides back, the pressure is cut and automatically released downstream – disconnection is easy at zero pressure.



- These fully automatic couplers are lightweight (compared to metal quick couplers) and offer an ergonomic grip
- Their smooth, composite body is non-marring to protect delicate surfaces
- Disconnection noise level of only 80 dB
- Meet ISO 4414 safety standards

-  Blue ring: INDUSTRIAL coupler
-  Red ring: NITTO coupler
-  Green ring: ULTRAFLO coupler

## SAFE 2-STEP DISCONNECTION



Slide the sleeve back to release downstream air pressure

The plug is disconnected but still held in the coupler



Slide the sleeve forward

The plug is released completely

INDUSTRIAL 1/4		
I/M	36 SCFM	225 PSI
1/4	20.847	1/4 (F) NPT
	20.867	3/8 (F) NPT
	20.887	1/2 (F) NPT
	20.947	1/4 (M) NPT

NITTO		
N	78 SCFM	175 PSI
7.8	27.449	1/4 (F) NPT
	27.469	3/8 (F) NPT
	27.489	1/2 (F) NPT
	27.649	1/4 (M) NPT
	27.669	3/8 (M) NPT

INDUSTRIAL 3/8		
I/M	73 SCFM	232 PSI
3/8	21.449	1/4 (F) NPT
	21.469	3/8 (F) NPT
	21.489	1/2 (F) NPT
	21.649	1/4 (M) NPT
	21.669	3/8 (M) NPT
	21.689	1/2 (M) NPT

ULTRAFLO		
E	59 SCFM	174 PSI
7.8	31.749	1/4 (F) NPT
	31.769	3/8 (F) NPT
	31.849	1/4 (M) NPT
	31.869	3/8 (M) NPT

INDUSTRIAL 1/2		
I/M	74 SCFM	167 PSI
1/2	22.469	3/8 (F) NPT
	22.489	1/2 (F) NPT
	22.669	3/8 (M) NPT
	22.689	1/2 (M) NPT

 Visit [TOPRING.com](http://TOPRING.com) for the full technical specifications (Series 20 to 31).




# TOPQUIK S1 QUICK COUPLERS

## ZERO PRESSURE DISCONNECT COUPLERS

These couplers prevent dangerous hose whip and accidental disconnections through a one-step disconnection system.

With a single push on the button, the downstream pressure is automatically released – disconnection is performed easily at zero pressure

## 1 SINGLE PUSH FOR SAFE DISCONNECTION



With a single push of the button, the plug is disconnected but still held in the coupler



The plug can be removed safely



- Swivel body allows quick installation and optimal positioning
- Meet ISO 4414 safety standards
- ATEX certified\*

INDUSTRIAL 1/4		
I/M	34 SCFM	174 PSI
1/4	20.415	1/4 (F) NPT
	20.435	3/8 (F) NPT
	20.475	1/2 (F) NPT
	20.615	1/4 (M) NPT
	20.635	3/8 (M) NPT
	20.675	1/2 (M) NPT
	20.715	I.D. 1/4
	20.735	I.D. 3/8

INDUSTRIAL 3/8		
I/M	81 SCFM	174 PSI
3/8	21.415	1/4 (F) NPT
	21.435	3/8 (F) NPT
	21.475	1/2 (F) NPT
	21.615	1/4 (M) NPT
	21.635	3/8 (M) NPT
	21.675	1/2 (M) NPT
	21.735	I.D. 3/8
	21.775	I.D. 1/2

ARO 210		
A	32 SCFM	174 PSI
1/4	23.415	1/4 (F) NPT
	23.435	3/8 (F) NPT
	23.615	1/4 (M) NPT
	23.635	3/8 (M) NPT
	23.715	I.D. 1/4
	23.735	I.D. 3/8

ULTRAFLO		
E	73 SCFM	174 PSI
7.8	31.715	1/4 (F) NPT
	31.735	3/8 (F) NPT
	31.815	1/4 (M) NPT
	31.835	3/8 (M) NPT
	31.875	1/2 (M) NPT
	31.915	I.D. 1/4
	31.935	I.D. 3/8
	31.975	I.D. 1/2

- Blue button: INDUSTRIAL coupler
- Yellow button: Aro 210 coupler
- Red button: TRUFLATE coupler
- Green button: ULTRAFLO and MEGAFLO coupler

INDUSTRIAL 1/2		
I/M	148 SCFM	174 PSI
1/2	22.535	3/8 (F) NPT
	22.575	1/2 (F) NPT
	22.595	3/4 (F) NPT
	22.835	3/8 (M) NPT
	22.875	1/2 (M) NPT
	22.895	3/4 (M) NPT
	22.935	I.D. 3/8
	22.975	I.D. 1/2

TRUFLATE 1/2		
T	120 SCFM	174 PSI
1/2	25.435	3/8 (F) NPT
	25.475	1/2 (F) NPT
	25.495	3/4 (F) NPT
	25.635	3/8 (M) NPT
	25.675	1/2 (M) NPT
	25.695	3/4 (M) NPT
	25.735	I.D. 3/8
	25.775	I.D. 1/2

MEGAFLO		
E	142 SCFM	174 PSI
10.4	31.765	3/8 (F) NPT
	31.785	1/2 (F) NPT
	31.795	3/4 (F) NPT
	31.865	3/8 (M) NPT
	31.885	1/2 (M) NPT
	31.895	3/4 (M) NPT
	31.965	I.D. 3/8
	31.985	I.D. 1/2

\* Approved for safe use in potentially explosive areas


# TOPQUIK SC QUICK COUPLERS


## ZERO PRESSURE CONNECT/ DISCONNECT COUPLERS


These safety couplers prevent dangerous hose whip and accidental disconnections through a two-step disconnection system.




- Full-flow manual couplers: tools work optimally without increasing the supply pressure
- Silent disconnection reduces workplace noise pollution
- Meet ISO 4414 safety standards

 Blue section:  
INDUSTRIAL coupler

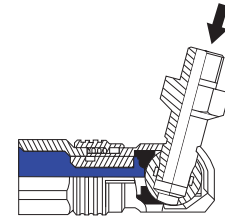
 Yellow section:  
ARO 210 coupler

 Green section:  
ULTRAFLO coupler

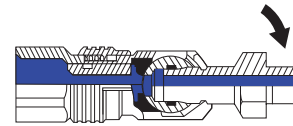
 Visit [TOPRING.com](http://TOPRING.com) for the full technical specifications (Series 20 to 31).

### SAFE 2-STEP DISCONNECTION

#### 1 CONNECTION

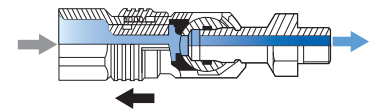


Push compatible plug into coupling and pivot approximately 90° until the orange ring engages in the groove

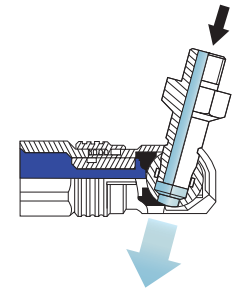


Pressure is in motion

#### 2 DISCONNECTION



Pull back orange ring to straighten plug for removal



To prevent the hose from ejecting dangerously, the plug must be grasped until the hose is completely ventilated

INDUSTRIAL 1/4			
I/M	38 SCFM	360 PSI	
1/4	20.847	1/4 (F) NPT	
	20.867	3/8 (F) NPT	
	20.887	1/2 (F) NPT	
	20.947	1/4 (M) NPT	
	20.967	3/8 (M) NPT	
	20.987	1/2 (M) NPT	
	20.547	I.D. 1/4	
	20.557	I.D. 5/16	
	20.567	I.D. 1/2	

INDUSTRIAL 1/2			
I/M	175 SCFM	360 PSI	
1/2	22.867	3/8 (F) NPT	
	22.887	1/2 (F) NPT	
	22.897	3/4 (F) NPT	
	22.967	3/8 (M) NPT	
	22.987	1/2 (M) NPT	
	22.587	I.D. 1/2	

INDUSTRIAL 3/8			
I/M	75 SCFM	360 PSI	
3/8	21.847	1/4 (F) NPT	
	21.867	3/8 (F) NPT	
	21.887	1/2 (F) NPT	
	21.947	1/4 (M) NPT	
	21.967	3/8 (M) NPT	
	21.987	1/2 (M) NPT	
	21.567	I.D. 3/8	
	21.587	I.D. 1/2	

ARO 210			
A	38 SCFM	360 PSI	
1/4	23.847	1/4 (F) NPT	
	23.867	3/8 (F) NPT	
	23.887	1/2 (F) NPT	

ULTRAFLO			
E	70 SCFM	360 PSI	
7.8	31.447	1/4 (F) NPT	
	31.467	3/8 (F) NPT	
	31.487	1/2 (F) NPT	
	31.347	1/4 (M) NPT	
	31.367	3/8 (M) NPT	
	31.387	1/2 (M) NPT	

# UNISAFE QUICK COUPLERS


## ZERO PRESSURE CONNECT/ DISCONNECT COUPLERS

These couplers can be connected and disconnected at zero pressure, making them very easy to use.

The plug is connected and secured before the air supply is released for a safe connection.


When disconnected, the downstream pressure is released before the plug can be disconnected, eliminating any potential hose whip.

- These couplers accept 5 types of plugs: ULTRAFLO, 1/4 INDUSTRIAL, ARO 210, 1/4 TRUFLATE and LINCOLN
- This allows you to use the same coupler with several types of plugs
- Automatic connection
- Can also be used as a cut-off valve for shutting down air supply




## SAFE 2-STEP DISCONNECTION

- 1** Slide the large sleeve to release downstream pressure



- 2** Slide the small sleeve to release the plug



### UNIVERSAL


U	35 SCFM	150 PSI
1/4	20.448	1/4 (F) NPT
	20.648	3/8 (M) NPT

**>** Visit [TOPRING.com](http://TOPRING.com) for the full technical specifications (Series 20 to 31).

# AIRPRO 90° FREE ANGLE FITTINGS

These full flow free angle fittings provide better tool handling and help reduce wrist fatigue.

- Provide 360° circular rotation and up to a 90° angle in any direction
- Prevent kinking of supply line and extend its service life
- Ergonomic design to help prevent carpal tunnel syndrome



	Inlet / Outlet	SCFM	PSI
62.332	1/4 (M) NPT x 1/4 (F) NPT	25	145
62.334	3/8 (M) NPT x 3/8 (F) NPT	68	
62.336	1/2 (M) NPT x 1/2 (F) NPT	120	

**>** Visit [TOPRING.com](http://TOPRING.com) for the full technical specifications (Series 62).

# HOSEGUARD® SAFETY VALVES



## EFFECTIVE PROTECTION AGAINST DANGEROUS HOSE WHIP

When a fitting breaks free of a pressurized hose or when a pressurized hose ruptures, compressed air escapes uncontrollably. This causes the hose to thrash around, which can lead to injury, damage to equipment, and dust being blown up into the air.

A **HOSEGUARD®** Safety Valve provides simple, effective protection in case the compressed air system malfunctions and a pressurized air hose breaks free or ruptures.

The value of the safety valve is factory preset and configured to allow a normal air consumption when using air tools. Should the air consumption exceed the set value of the safety valve, the air supply is immediately shut off by the internal piston.

Once the breakage is repaired, a built-in bleed hole leaks a certain amount of airflow, which automatically resets the **HOSEGUARD®** Safety Valve.

**HOSEGUARD®** Safety Valves comply with OSHA Standard 29CFR 1926.302 (Partial) and ISO Standard 4414-11 (5.4.5.11.1).\*\*\*

- Reliable and tamperproof
- Lightweight, compact and maintenance-free
- ATEX certified\*



Visit **TOPRING.com** to watch the video HOSEGUARD: Anti-Hose Whip.



### ALUMINIUM VALVES

Product No	Inlet (M) NPT	Outlet (F) NPT	Airflow (SCFM) *	Length mm
58.952	1/4	1/4	24	58
58.955	1/4	1/4	32	58
58.957	3/8	3/8	33	69
58.959	3/8	3/8	46	69
58.961	1/2	1/2	73	79
58.962	1/2	1/2	96	79
58.964	1/2	1/2	107	79

### ALUMINIUM VALVES

Product No	Inlet (F) NPT	Outlet (F) NPT	Airflow (SCFM) *	Length mm
58.967	3/4	3/4	127	76
58.969	3/4	3/4	161	76
58.972	1	1	163	100
58.974	1	1	236	100

### STAINLESS STEEL VALVES (1)

Product No	Inlet (M) NPT	Outlet (F) NPT	Airflow (SCFM) *	Length mm
58.452	1/4	1/4	24	58
58.455	1/4	1/4	32	58
58.462	1/2	1/2	96	79
58.464	1/2	1/2	107	79

(1) Available upon special requests

\* Approved for safe use in potentially explosive areas



Visit **TOPRING.com** for the full technical specifications and to find out how to select the right safety valve for your application (Series 58).

# HOSE REELS WITH HOSEGUARD®



## TopReel HD INDUSTRIAL HOSE REELS WITH HOSEGUARD® SAFETY VALVE

TopReel HD hose reels with **HOSEGUARD®** Anti-Hose Whip Safety Valve offer simple and effective protection for users.

They are available with a 3/8 or 1/2 D.I. rubber air hose and a length of 33 or 50 ft.



Make sure to choose a hose reel based on the maximum flow rate of the air tool, as shown in the table below.

### HOSE REEL

- Heavy-duty steel construction
- Automatic rewind
- Adjustable double-guide arm for handling up to 3 positions
- AIRFLEX rubber air hose: 250 PSI

### SAFETY VALVE

**HOSEGUARD®** Safety Valve complies with OSHA Regulation Standard 29CFR 1926.302 (Partial) and 2009 ISO Standard 4414-11 (5.4.5.11.1)



### INSTALLATION

The hose reel with air hose and **HOSEGUARD®** Safety Valve must be tested after being installed to ensure that it will work safely in the event of hose rupture.

This test must be done with the hose completely recoiled to prevent hose whip.

### MOUNTING ACCESSORY

Use this wall mounting accessory for hose reel to maximize space and promote ergonomics in work areas



Fixed position or rotation angles from 55° to 120°



79.481  
For large model



79.482  
For X-large model

### HOSE REELS WITH AIR HOSE AND HOSEGUARD SAFETY VALVE

Product No	HOSE I.D. in	Hose Length ft	Maximum Tool Flow SCFM	Inlet (M) NPT	Outlet (F) NPT	Model
79.503.01*	3/8	33	17	3/8	1/4	Large
79.504.01*	3/8	50	14	3/8	1/4	Large
79.508.01	1/2	33	36	1/2	3/8	X-Large
79.509.01	1/2	50	30	1/2	3/8	X-Large

\* With guard bend restrictor

➤ Visit [TOPRING.com](http://TOPRING.com) for the full technical specifications (Series 79).

# AIR HOSE REELS



## FOR SAFE USE AND STORAGE OF AIR HOSES


Using a hose reel not only increases a hose's efficiency, it also limits the risk of injury.

Hose reels can be mounted on a ceiling, wall, floor or under a work table for easy access to tools.

In addition to being ergonomic, hose reels keep air hoses off the floor to eliminate tripping hazards.


They reduce the costs of maintaining and repairing hoses and tools. Fewer tools and fittings will be dropped, and hoses will last longer.

### THE ISSUES



Hoses are often left lying on the workshop floor. This increases the risk of injury and equipment damage. Improperly stored hoses or kinked hoses lead to premature wear and the risk of hose puncture, which can cause dangerous hose whip.

### THE SOLUTION



Hose reels should be installed higher up to keep floor space clear and provide easy access. This reduces tripping injuries and is a safe way to increase performance at work.

➤ Visit [TOPRING.com](http://TOPRING.com) for the full technical specifications and to find out how to select the right hose reel for your application (Series 79).

## CONTROLLED SPEED RETRACTION


With standard hose reels, automatic rewinding is quick, and the user must hold the hose to avoid hose lash.

The Slow Motion Safety Mechanism allows the hose to be retracted slowly and evenly to prevent dangerous hose whip.

This ensures better safety and productivity in the workplace.



Visit **TOPRING.com** to watch the video **TOPRING S79 RETRACTO** with **SLOW MOTION**.



➤ Visit [TOPRING.com](http://TOPRING.com) for the full technical specifications and to find out how to select the right hose reel for your application (Series 79).

# TOOL BALANCERS





Another way to prevent injury or accident is to work in an ergonomic environment.

Balancers make pneumatic and electric tools “weightless” by using a spring tension that is adjusted to the same weight as the tools.

- Ideal for assembly lines or work areas
- Tools are kept within easy reach and are less subject to damage because they are hung out of the way, above the work surface
- Require fewer movements by users, who can work faster and more efficiently
- Help reduce user fatigue, which translates to greater productivity, fewer errors and less injury
- Prevent accidental start-up by keeping tools out of the way. Start-ups are virtually eliminated with short hose lengths because the product hangs where it is needed
- Less risk of tripping because tools are out of the way when not in use

## TYPICAL INSTALLATIONS

Balancers can be suspended from a jib or a track and allow tools to be kept at close hand without harming the user.



Several models available with capacities from 0.5 kg to 30 kg



64.200 .....  
Capacity :  
Min-Max kg  
0.6 - 1.5



64.120 .....  
Capacity :  
Min-Max kg  
0.2 - 0.7



64.505 .....  
Capacity :  
Min-Max kg  
1.3 - 3.0



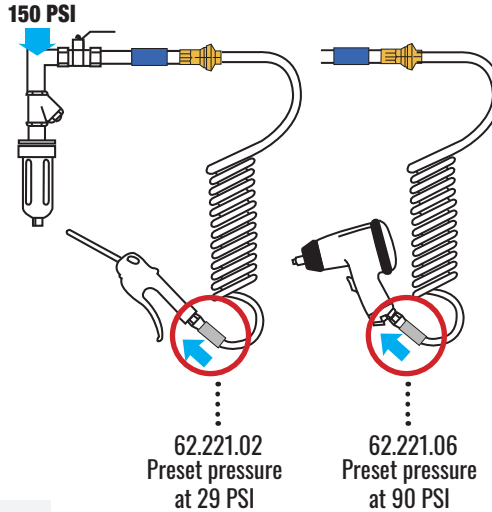
64.525 .....  
Capacity :  
Min-Max kg  
15.0 - 22.0

➤ TOPRING offers a wide variety of balancers. Visit [Topring.com](http://Topring.com) to consult the technical specifications, to know how to choose a balancer and to see all the models offered (Series 64).

# PRESET REGULATORS

## ToolReg®

- Vents residual pressure to prevent accidental tool activation after disconnection
- Supplies a constant, preset and tamperproof outlet pressure regardless of inlet pressure
- Economical solution for setting ideal pressure at the tool, resulting in energy and cost savings
- Extends the tool's service life



### TYPICAL INSTALLATIONS

Installed directly at the tool, this lightweight regulator offers a constant and exact pressure

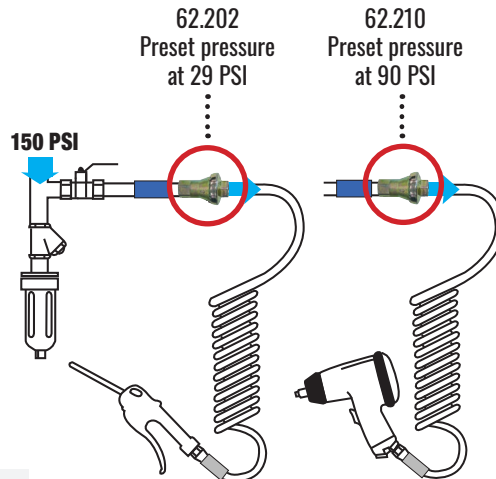

The residual pressure is relieved with disconnection from the air supply

The 29 PSI preset regulator offers a safety solution for non-restricted blow guns: **static pressure remains under 30 PSI if nozzle is blocked**

➤ Visit TOPRING.com for the full technical specifications and to see all available models with preset pressure up to 115 PSI (Series 62).

## SAVEAIR®

- Can be installed in any compressed air system
- Supplies a constant, exact and tamperproof outlet pressure regardless of inlet pressure
- Prevents dynamic pressure loss by limiting over consumption of compressed air, reducing energy costs
- Extends the tool's service life



### TYPICAL INSTALLATIONS

The **62.202** offers a safety solution for non-restricted blow guns: **static pressure remains under 30 PSI if nozzle is blocked**

Ensures ideal pressure at the application and extends the tool's service life

➤ Visit TOPRING.com for the full technical specifications and to see all available models with preset pressure up to 115 PSI (Series 62).

## CARTREG®

### SOLUTION TO MAKE A NON-RESTRICTED BLOW GUN SAFE



- Fits blow guns and pneumatic tools with 1/4 (F) NPT inlet
- Delivers optimal air tool efficiency by supplying a preset pressure
- Supplies a constant, exact outlet pressure regardless of the inlet pressure
- Prevents overpressure and overconsumption of air (reduces energy costs)

### TYPICAL INSTALLATION

Model **62.442** offers a safety solution for non-restricted blow guns: **static pressure remains under 30 PSI if tip is blocked**

62.442  
Preset pressure .....  
at 29 PSI



➤ Visit TOPRING.com for the full technical specifications and to see all available models with preset pressure up to 120 PSI (Series 62).



# MAINTENANCE AND LOCKOUT



Unexpected pressurization of a pneumatic circuit can suddenly activate a tool or piece of equipment and cause serious injury. **TOPRING** offers several solutions to prevent this from happening.

## SAFETY LOCKOUT EXHAUST BALL VALVES

Ideal for isolating sections of the compressed air system for repair, component changes, expansion and maintenance. Several models are padlockable for maximum safety during work.



> Visit [TOPRING.com](http://TOPRING.com) for the full technical specifications and to see all available models (Series 65, 08 PPS and 20 QUIKLINE).

## SAFETY AND LOCKOUT VENTING VALVES FOR F/R AND F/R+L COMBINED UNITS

Mounted directly on filtration components, these shutoff valves isolate the application point from the rest of the compressed air system.

These 3-port/2-position venting valves relieve downstream pressure when closed. Can be locked only in the closed position for safe system maintenance.



> Visit [TOPRING.com](http://TOPRING.com) for the full technical specifications and to see all available models (Series 08 PPS, 50 MODULAIR, 51 AIRFLO and 52 HIFLO).

## SOFT START VALVE

This valve controls the compressed air supply progressively with an electrical signal that prevents potential hammer effects harmful to sensitive equipment like regulators.

When the signal is cut off, the valve shuts off the air supply and vents the system's pressure.



> Visit [TOPRING.com](http://TOPRING.com) for the full technical specifications (Series 51 AIRFLO).

## HIGH FLOW SAFETY EXHAUST/LOCKOUT VALVES

This 2-position/3-way safety lockout valve exhausts downstream air when shifted to the closed position. Colored bright yellow with a red handle, it is easily distinguished from other air preparation components.

A standard padlock can be inserted in the hole of the plunger to lock the unit in a non-flowing position, keeping it safe for downstream maintenance.

Meet OSHA Standard 29 CFR Part 1910.147

> Visit [TOPRING.com](http://TOPRING.com) for the full technical specifications and to see all available models (Series 08 PPS and 65).



# NOISE REDUCTION



## MUFFLERS

Exhaust mufflers or pneumatic filters are an ideal way to quietly remove compressed air from air valves, pneumatic motors and pneumatic impact tools.

Air exhaust from pneumatic valves is among the most harmful noises that a compressed air system can generate.



Mufflers considerably reduce the noise of air exhaust from pneumatic valves to help safeguard hearing health in the workplace.

**TOPRING** offers several models of mufflers depending on the application and the work environment



> Visit [TOPRING.com](http://TOPRING.com) for the full technical specifications, to find out how to choose a muffler and to see all available models (Series 86).

## TYPICAL INSTALLATIONS



## AIR AMPLIFIERS, AIR KNIVES AND COLD AIR GUNS

Air amplifiers are required for many industrial processes, such as part ejection, cleaning, drying, stamping, molding, fume removal and cooling. These save energy while respecting current safety standards.

In a working environment, sound levels do not add up, they combine: if two noise sources emit 80 dB, the measured exposure level will be 83 dB.

In order to provide a safe workplace, all solutions that help reduce noise must be considered.



> Visit [TOPRING.com](http://TOPRING.com) for the full technical specifications, to find out how to choose an air amplifier and to see all the available models (Series 68).



### AIR AMPLIFIERS AND AIR KNIVES

- Deliver a strong air blast by boosting air flow with the venturi effect
- Minimize air consumption (energy savings)
- Reduce overall sound level (some models by up to 50 dB)

### COLD AIR GUNS

- Economical and efficient alternative for cooling and extending the tool's service life
- Eliminate the need for coolants that cause contamination
- Integrated muffler for low noise level

# HIFLO WATER/OIL SEPARATORS

## THE SOLUTION FOR EFFICIENT CONDENSATE TREATMENT

Because most compressors are lubricated, the compressed air flowing through a compressed air piping system usually carries a bit of oil. The concentration of oil that ends up in compressed air is expressed in ppm (parts per million by weight). Some lubricated compressors emit an oil concentration of over 25 ppm. For example, based on an oil concentration of 25 ppm, a typical compressor producing 100 SCFM over a 35-hour period will release 240 ml of oil.

Water/oil separators are designed to trap oils in condensate for cost-effective, environmentally responsible disposal. Once treated, the collected water is up to 99.5% clean and the tiny amount of remaining oil (5 mg/L) can be legally discharged into the sewer.

### REGULATIONS

Provincial environmental authorities prohibit oil from being discharged onto the ground or into bodies of water. In 2009, the Canadian Council of Ministers of the Environment (CCME) issued a recommendation setting the maximum permitted concentration of mineral oils and grease in sewer-discharged water to 15 mg/L (ref. PN1422). Most Canadian municipalities follow the CCME recommendations.

➤ Visit [TOPRING.com](http://TOPRING.com) for the full technical specifications and to see all available models (Series 57).



## SAFETY VALVES

### FOR AIR TANKS AND COMPRESSORS

Designed to protect compressed air systems from over-pressurization. Factory set to a non-adjustable pressure setting, at which point the valve will release system air to the atmosphere.

- Manufactured to comply with the ASME Boiler and Pressure Vessel Code, Section VIII, published by the National Board of Boiler and Pressure Vessel Inspectors
- Several models have a Canadian Registration Number (CRN)
- Corrosion-resistant stainless steel models available



➤ Visit [TOPRING.com](http://TOPRING.com) for the full technical specifications and to see all available models (Series 09).

# TOPRING can help you with your compressed air system project

Whether you need technical support or specific project guidances, our technical team is always available to help you with your compressed air piping system project. Our technical advisors can visit your company to help you optimize your system by offering solutions tailored to your needs.

Contact us to make an appointment. Call us at **1 800 263-8677** or write to [solutions@topring.ca](mailto:solutions@topring.ca)



Distributed by

# TOPRING

Compressed air solutions since 1979

**TOPRING.com**

**t** 1 800 263-8677

450 375-1828

**@** [solutions@topring.ca](mailto:solutions@topring.ca)

**f** **in** **▶**