

FALL & WINTER
2025

f
i
y

40⁺
SINCE 1983

PRICES IN EFFECT UNTIL DECEMBER 31ST, 2025

6" BENCHTOP JOINTER WITH
HELICAL CUTTERHEAD
KC-6HJC

\$425.

Powerful
1 HP motor

HELICAL CUTTERHEAD
WITH 12 CUTTER INSERTS

8" BENCHTOP JOINTER WITH
HELICAL CUTTERHEAD
KC-8HJC

\$599.

Powerful
1 HP motor

HELICAL CUTTERHEAD
WITH 16 CUTTER INSERTS

10" BENCHTOP JOINTER WITH
HELICAL CUTTERHEAD
KC-10HJC

\$999.

Powerful
1 HP motor

HELICAL CUTTERHEAD
WITH 22 CUTTER INSERTS Replacement cutter inserts KW-104 (see p.5)

- Comes with 2 safety push blocks, cutter insert adjustment Torx key and adjustment hex, keys
- Cutterhead speed 12,000 RPM

MAGNETIC DIGITAL
ANGLE GAUGE
KW-180N

\$39.99



1200 CFM DUST COLLECTORS

- Noise level reading at 36": 66-77dB
- Static pressure (inch of water): 9.5
- Dust port opening: 2 x 4" / 1 x 6"

1 Micron canister filter,
offering optimum air flow



USE WHAT THE PROS USE

MEUNIER

TOOLS



4860, boul. Industriel
Sherbrooke, QC
J1R 0P4
819 820-0487

6" x 89"
OSCILLATING EDGE
SANDER
KC-689-OSC-FX-1

NEW

- Powerful 2 HP motor
- Heavy duty cast iron table construction
- Front table can be adjusted to different heights to use different sections of the sanding belt using the table raising handwheel mechanism
- Head tilts 900 down for horizontal sanding operations
- Graphite backing diminishes belt friction for increased sanding belt life
- 4" Dust chute for dust collector hook-up
- Comes with miter gauge, table guide and end table for curved sanding operations

Heavy-duty
enclosed cabinet stand
has built-in door for
storage



\$1799.

15" PLANER
KC-385FX

- 3 HP motor
- 8" max planing thickness
- Includes cabinet stand, planing knives, knife setting gauge and 4" dust collector outlet

\$2099.



REPLACEMENT
HELICAL CUTTER
INSERT KIT (10 PCS)
KW-204

FITS: KC-6HJC, KC-8HJC
& KC-13HPC

\$59.99



10" CABINET TABLE SAW
KC-10HCX

Riving knife blade guard with anti-kickback fingers and laser guide

Prewired for 120V

Cast iron table extensions
designed to increase the rip
capacity from 30" to 50"



50" RIP
CAPACITY
BARS KIT
KRF-H50

\$99.

MELAMINE
EXTENSION
TABLE FOR
KC-10HCX
EXT-5050

\$199.

DADO
INSERT
KW-166

\$59.

240V
SWITCH FOR
KC-10HCX
KW-240-10HCX

\$89.

| 100 5/8" WOOD CUTTING BANDSAW | | | | | | |
|-------------------------------|----------|---------|-----|-----------|---------|--|
| Model | Length | Width | TPI | Thickness | Price | |
| KBB-1318-14 | 100 5/8" | 1 7/8" | 14 | .025" | \$29.99 | |
| KBB-1336-10 | 100 5/8" | 1 3/16" | 10 | .025" | \$29.99 | |
| KBB-1314-6 | 100 5/8" | 1 1/4" | 6 | .025" | \$29.99 | |
| KBB-1338-6 | 100 5/8" | 3/8" | 6 | .025" | \$29.99 | |
| KBB-1312-6 | 100 5/8" | 1/2" | 6 | .025" | \$29.99 | |
| KBB-1334-4 | 100 5/8" | 3/4" | 4 | .025" | \$29.99 | |

3 GALLON
ULTRA-QUIET
OIL-FREE
AIR COMPRESSOR
KC-1030A

- 3.5 CFM @ 40 PSI
- 2.8 CFM @ 90 PSI
- 135 PSI maximum tank pressure

1.1 HP (PEAK)
(64 Decibels)

NEW

3000 hours



\$199.99

14" WOOD
CUTTING
BANDSAW WITH
RIP FENCE
KC-1402FX

Large 21-3/8" x 15-5/8" cast
iron tilting table with rack &
pinion adjustment

Powerful 1 HP
120V motor

- Dust chute accepts 2", 3" and 4" dust collector hoses
- Comes complete with cast aluminum miter gauge, rip fence with 5" high face, push stick, adjustment wrench and hex. keys
- Quick release lever blade tension system

\$999.99



22" PROFESSIONAL SCROLL SAW
KXL-22

- Professional quality scroll saw with 1.3 Amp DC motor
- Built-in dust blower system
- Variable speed (550-1550 strokes/min)
- Head tilts to 45° to the left and to the right
- Large 13-3/4" x 27-5/8" stationary table
- Comes with two 5" pinless blades and adjustment hex. keys

\$549.



Optional stand
SS-22XL \$99.



10" JOBSITE SAW WITH FOLDING STAND

KC-5100NS

- Blade tilts 0° to 45°
- Comes with 10" x 40 tooth blade, rip fence, miter gauge, Standard and Dado table inserts, push stick and wrenches



\$399.99



15 Amp. motor
4400 RPM

TABLE SAWS & ACCESSORIES

10" CABINET TABLE SAWS

- Riving knife system for maximum operator safety
- Comes with 10" x 40 tooth carbide tipped saw blade, cast-iron miter gauge, standard and dado inserts, push stick, storage hooks and hex. keys

LEFT KC-10KX/U30
30" RIP

\$1999.

LEFT KC-10KX/U50
50" RIP

\$2099.



Magnetic safety switch

2.5 HP
(9.6 Amp @ 230V)

OPTIONAL KXL-1015

OVERARM BLADE COVER
SYSTEM WITH DUST
COLLECTION



\$579.99

OPTIONAL
1 1/2" VACUUM
HOSE KIT
KW-161 **\$149.**

OPTIONAL
MELAMINE EXTENSION
TABLE KIT EXT-5052

Fits: KC-10JCS, KC-26FXT & KC-10KX **\$229.**

INDUSTRIAL RIP
FENCE SYSTEMS **EXCELSIOR**

XL-U30 30" RIP **\$449.** XL-U50 50" RIP **\$499.**

10" CABINET TABLE SAWS

Comes with riving knife, industrial "Tru-Rip" T-square rip fence system for precision cuts, laminated melamine extension table, 2 sturdy adjustable supporting legs for extension table (KC-26FXT/i50/5052 only), cast iron miter gauge with adjustable aluminum fence and flip stop, standard and dado insert

LEFT KC-26FXT/i30/30
30" RIP

\$3199.

LEFT KC-26FXT/i50/5052
50" RIP

\$3299.



TRU-RIP
Industrial Rip Fence

Powerful 3 HP (220V)

OPTIONAL Accessories

30" INDUSTRIAL
RIP FENCE SYSTEM
KRF-i30



2 \$499.

50" INDUSTRIAL
RIP FENCE SYSTEM
KRF-i50



\$599.

INDUSTRIAL ROUTER TABLE
AND FENCE ATTACHMENT
KRT-100



\$929.

TENONING JIG
K-1500
Fits cabinet saws and
contractor saws



\$149.

8" DADO BLADE SET
KSC-8000

- Carbide-Tipped 24 tooth ATB-R Dado blades
- Cuts grooves from 1/8" to 13/16" wide
- 5/8" Arbor, 7,000 RPM max.
- Comes with 14 pc. Dado Shim Set



\$119.99

6-1/2" VARIABLE SPEED PLUNGE CUT TRACK SAW

KC-8365

- Powerful 12 Amp, 120V variable speed "soft-start" motor with "constant torque" technology
- Comes with efficient 1L dust management system, dust bag, dust chute, set of carbon brushes and hex. key with on cord storage



\$349.99

This Plunge Cut Track Saw accepts Makita®, Dewalt®, Kreg® or Festool® 6-1/2" x 20mm arbor blades

50" Track
KW-300



\$79.99

Storage Bag
KW-301



\$29.99

Track Connector kit
KW-302



\$29.99

2 Pc. Clamp Kit
KW-303



\$39.99

12" RADIAL ARM SAW

KC-12RAS

(220V, 1 PHASE)

- Powerful 2 HP, 220V single phase motor
- Precision indexing with positive stops at 22.5°, 45° and 90° for accurate bevel cuts
- Two 4" Dust chute for dust collector hook-up
- Includes 12" negative rake blade, blade arbor, laser guide attachment, adjustment wrenches and hex. keys



\$3999.

HEAVY-DUTY UNIVERSAL MOBILE
BASE FOR TABLE SAWS
KMB-1390X

\$279.99

900 lbs. Max.



G3 REVERSIBLE CHUCK KIT (3-1/2")

48232C

Direct Threaded 1"x 8TPI RH/LH.
KIT INCLUDES:
G3 Reversible Chuck,
50mm/2" jaws, T-bar chuck key,
Woodworm screw and fastenings

nova G3



\$125.

G3 PEN TURNING CHUCK BUNDLE KIT (3-1/2")

48265C

Direct Threaded 1"x 8TPI RH/LH.
KIT INCLUDES:
G3 Reversible Chuck,
50mm/2" jaws, Pen Plus Jaws,
Mandrel Saver, T-bar chuck key,
Woodworm screw and fastenings

nova G3



\$199.99

4 JAW 1/4" WOOD LATHE CHUCK

KW-100

Fits models : KWL-1016C,
KWL-1218VS & KWL-1443VS
1" x 8 TPI



\$99.99

1-1/4" x 8 TPI WOOD LATHE CHUCK ADAPTOR

KW-200

Allows a 1" x 8 TPI wood
lathe chuck to be installed
on a 1-1/4" x 8 TPI wood
lathe spindle
• Fits KWL-1643ABC



\$29.99

8 PC. WOOD LATHE CHISEL SET

KPRO-08

Long 10" hard wood handles



\$79.99

UNIVERSAL STAND & EXTENSION FOR WOOD LATHES

SS-EXT-101

- Leveling feet for stability on uneven floors
- Made of sturdy tubular steel
- Adjustable upper supports with 1" increments
- Optional stand extension (mod. SS-EXT-101) provides support for wood lathes fitted with bed extensions

SS-KWL-100 & SS-EXT-101 shown here with KWL-1218VS and EXT-1218VS installed.



\$99.

SS-KWL-100

- Leveling feet for stability on uneven floors
- Made of sturdy tubular steel
- Adjustable upper supports with 1" increments



Stand only Fits:
KWL-1016C, KWL-1218VS

SS-KWL-100 shown here with KWL-1016C installed.

\$175.

KING INDUSTRIAL

WOOD LATHES & ACCESSORIES

8" X 13" VARIABLE SPEED WOOD LATHE

KWL-813VS

- Variable speed range of 750 to 3200 RPM
- 8" inboard swing for bowl turning
- Complete with 4-1/4" and 7" tool rests with 1/2" post diameter, 5-3/4" faceplate, MT#1 live center, MT#1 spur center, steel knock-out bar, adjustment keys and hex. keys



\$289.99

10" X 16" WOOD LATHE

KWL-1016C

- 6 speeds (480, 1270, 1960, 2730, 3327, 4023) RPM
- Complete with MT#2 live center, MT#2 spur center, 3" faceplate, steel knock-out bar, hex. keys and safety glasses



OPTIONAL BED EXTENSION EXT-1016

Increases the spindle turning capacity to 38"

\$129.99



\$499.99

12" X 18" VARIABLE SPEED WOOD LATHE

KWL-1218VS

- Reliable single board computer microprocessor for precise control
- Comes complete with 3" faceplate, 6" & 12" tool rests with 5/8" post diameter, MT#2 spur centre and MT#2 heavy-duty live centre, safety goggles, knock-out rod, tool storage rack, screwdriver and 4 hex. keys



High performance 1 HP motor

\$699.99

OPTIONAL BED EXTENSION EXT-1218VS

Increases the spindle turning capacity to 44"

\$139.99



Pivoting headstock turns 180° and locks into position for outboard turning

14" X 43" VARIABLE SPEED WOOD LATHE WITH DIGITAL READOUT

KWL-1443VS

- Spindle tachometer with digital readout
- Variable speed from 600 - 2,400 RPM
- Pivoting headstock turns 180°
- Quick release headstock, tailstock and tool rest assembly for easy adjustments
- Comes complete with 6" face plate, 12" tool rest with offset and base, MT#2 headstock and tailstock centres and adjustment wrenches

\$1099.

6" JOINTER KC-61FX

- Powerful 1 HP motor
- 6 3/4" x 46" table size
- 29" x 5" fence size



6" JOINTER WITH SPIRAL CUTTERHEAD KC-65FX

- Powerful 1 HP motor
- A spiral cutterhead makes 50% less noise

4 Row spiral cutterhead
with 26 replaceable
cutter inserts



New and improved model with mobile base and switch mounted on a post for easy access

\$999.



New and improved model with mobile base and switch mounted on a post for easy access

\$1599.

MAGNETIC & MICRO ADJUSTABLE KNIFE JIG ALIGNMENT KIT KKC-50

\$59.99



KNIFE JIG ALIGNMENT KIT KKC-60

\$49.99

For Jointers



EXTENDABLE UNIVERSAL MOBILE BASE KMB-1250

\$69.99

500 lbs. Max.



INDUSTRIAL MOBILE BASE KMB-1290

\$139.99

900 lbs. Max.



8" INDUSTRIAL JOINTER KC-203C

- Powerful 2 HP motor
- 9" x 73" table size
- 35" x 5" fence size



H.S.S. & CARBIDE JOINTERS KNIVES

| Model | Blade Material | Size | Unit/Kits | Price |
|---------|----------------|------|-----------|---------|
| KKC-6 | H.S.S. | 6" | 3 | \$39.99 |
| KKC-8 | H.S.S. | 8" | 3 | \$59.99 |
| KKC-120 | H.S.S. | 12" | 3 | \$99.99 |

\$1699.

12" INDUSTRIAL JOINTER/PLANNER WITH SPIRAL CUTTERHEAD KC-12HJPC COMBO

- Powerful 3 HP motor
- A spiral cutterhead makes 50% less noise
- Large 43" x 6" aluminum extruded fence pivots 0-45°
- Comes with 2 push blocks, set of 5 replacement cutter inserts, 2 T25 Torx screwdrivers and adjustment hex. keys



Shown here in planer mode

5 Row spiral cutterhead with 60 replaceable cutter inserts

4

WOW
NEW/LOWER PRICE
\$3699.

CANADIAN WOODWORKING
READERS' CHOICE
MACHINE
OF THE YEAR
2021
& HOME IMPROVEMENT

JOINTERS

6" PARALLELOGRAM JOINTER KC-70FX

- Powerful 2 HP motor
- 6" x 55 1/2" table size
- 36" x 5" fence size



\$1299.

6" PARALLELOGRAM JOINTER WITH SPIRAL CUTTERHEAD KC-75FX

- Powerful 2 HP motor
- A spiral cutterhead makes 50% less noise
- Parallelogram table adjustment system

4 Row spiral cutterhead
with 32 replaceable
cutter inserts



\$1899.

8" PARALLELOGRAM JOINTER KC-80FX

- Powerful 2 HP motor
- 8" x 76 1/2" table size
- 36" x 5" fence size



\$1849.

8" PARALLELOGRAM JOINTER WITH SPIRAL CUTTERHEAD KC-85FX

- Powerful 2 HP motor
- A spiral cutterhead makes 50% less noise

4 Row spiral cutterhead
with 36 replaceable
cutter inserts



\$2449.

12" PARALLELOGRAM JOINTER KC-120FX (220V, 1 phase, 60Hz) KC-120FX-5 (550V, 3 phase, 60Hz)

- Powerful 3 HP motor
- 84" x 13" table size
- 36" x 5" fence size



\$3999.

12" PARALLELOGRAM JOINTER WITH SPIRAL CUTTERHEAD KC-125FX (220V, 1 phase, 60Hz) KC-125FX-5 (550V, 3 phase, 60Hz)

- Powerful 3 HP motor
- Easy set-up (Carbide cutter inserts)
- A spiral cutterhead makes 50% less noise



\$4599.

4 Row spiral cutterhead
with 52 replaceable
cutter inserts



13" PLANER / MOULDER

KC-235PM

- Powerful 1.5 HP motor
- Double drive belt system
- 6 1/8" max. planing /moulding thickness



**10 PC.
MOULDING
KNIFE SET
K-4509K**
ALSO AVAILABLE:
20 INDIVIDUAL
MOULDING
KNIFE SETS

\$279.

H.S.S. PLANER KNIVES

13"

KKC-13PM
Fits: KC-235PM

\$89.99

15"

KKC-15

\$99.99

20"

KKC-20

\$169.99



\$1999.

PLANERS WITH SPIRAL CUTTERHEADS


15" PLANER WITH SPIRAL CUTTERHEAD

KC-390FX

- Powerful 3 HP motor (220V motor)
- A spiral cutterhead is 50% quieter than a conventional cutterhead
- Anti-kickback fingers in front of the infeed roller to prevent wood kickback
- Magnetic safety switch
- Comes complete with cabinet stand and 4" dust collector outlet



4 Row spiral
cutterhead with
74 replaceable
cutter inserts



\$3199.

20" PLANER WITH SPIRAL CUTTERHEAD

KC-526FX

- Powerful 5 HP motor (220V motor)
- A spiral cutterhead is 50% quieter than a conventional cutterhead
- Anti-kickback fingers in front of the infeed roller prevents wood kickback
- Magnetic safety switch
- Comes with 5" dust chute



4 Row spiral
cutterhead with
98 replaceable
cutter inserts



\$4899.

CARBIDE CUTTER INSERT KITS

KW-140

- Carbide inserts cut on all 4 sides
- Cutter size: 14mm x 14mm x 2mm
- Fits: KC-526FX / KC-530FX / KC-630FX-2/ KC-630FX-6

KW-104

- Carbide inserts cut on all 4 sides
- Cutter size: 15mm x 15mm x 2.5mm
- Fits: KC-10HJC/KC-525FX/ KC-530FXR/ KC-12HJPC



\$99.99
EA.

PLANERS

13" PLANER WITH HELICAL CUTTERHEAD

KC-13HPC

- Powerful 15 Amp. motor
- Pre-set depth stops for repeat cuts at 1/8", 1/4", 1/2", 3/4", 1", 1-1/4", 1-1/2" and 1-3/4"

HELICAL CUTTERHEAD WITH 26 CUTTER INSERTS

\$689.99



REPLACEMENT HELICAL CUTTER INSERT KIT (10 PCS)

KW-204

FITS: KC-6HJC, KC-8HJC & KC-13HPC

\$59.99



15" PLANER

KC-382CFX

- 3 HP motor
- 6" max planing thickness
- Includes cabinet stand, planing knife, setting gauge and 4" dust collector outlet

\$1899.



EXTENDABLE & FLEXIBLE CONVEYOR ROLLER TABLE

KRRS-109



- Extends from 19" to 52"
- Raises from 24" to 45"
- 300 Lbs. max. capacity

\$379.99



20" HEAVY-DUTY PLANER

KC-520C

- Powerful 5 HP (220V motor)
- Cuts per inch : 104-83
- Feed rate: (16-20 FPM)
- 8" max. planing thickness
- Magnetic safety switch

\$3199.



FOLDING ROLLER STAND KRS-102

- Stand height is adjustable from 27" to 44"



\$29.99

3 in 1 FOLDING ROLLER STAND KRS-108

- Stand height is adjustable from 27" to 44"



\$39.99

OSCILLATING SPINDLE SANDERS & ACCESSORIES

OSCILLATING SPINDLE SANDER

KC-OVS-TL

- Table can be tilted downwards up to a maximum of 45° to allow the sanding of beveled parts
- Comes standard with 3 spindles (1/4", 1/2" and 5/8") and 2 drums (1-1/2" and 2")

\$799.



SLEEVES

5"x 1/4" to 9"x 4"

| Model | Sleeve Size | Grit | Unit/Kit | Price |
|------------|-------------|------|----------|---------|
| SL-525-80 | 5" x 1/4" | 80 | 1 | \$6.99 |
| SL-525-120 | 5" x 1/4" | 120 | 1 | \$6.99 |
| SL-638-80 | 6" x 3/8" | 80 | 1 | \$6.99 |
| SL-638-120 | 6" x 3/8" | 120 | 1 | \$6.99 |
| SL-612-80 | 6" x 1/2" | 80 | 1 | \$6.99 |
| SL-612-120 | 6" x 1/2" | 120 | 1 | \$6.99 |
| SL-658-80 | 6" x 5/8" | 80 | 1 | \$6.99 |
| SL-658-120 | 6" x 5/8" | 120 | 1 | \$6.99 |
| SL-934-80 | 9" x 3/4" | 80 | 1 | \$9.99 |
| SL-934-120 | 9" x 3/4" | 120 | 1 | \$9.99 |
| SL-910-80 | 9" x 1" | 80 | 1 | \$9.99 |
| SL-910-120 | 9" x 1" | 120 | 1 | \$9.99 |
| SL-915-80 | 9" x 1 1/2" | 80 | 1 | \$9.99 |
| SL-915-120 | 9" x 1 1/2" | 120 | 1 | \$9.99 |
| SL-920-80 | 9" x 2" | 80 | 1 | \$9.99 |
| SL-920-120 | 9" x 2" | 120 | 1 | \$9.99 |
| SL-930-80 | 9" x 3" | 80 | 1 | \$14.99 |
| SL-930-120 | 9" x 3" | 120 | 1 | \$14.99 |
| SL-940-80 | 9" x 4" | 80 | 1 | \$24.99 |
| SL-940-120 | 9" x 4" | 120 | 1 | \$24.99 |

**OPTIONAL STAND
SS-OVS-TL
\$119.**



OSCILLATING SPINDLE SANDER

KC-OVS-FX3

- 1" to 4" rubber drums can be fitted on both ends for full use of the entire spindle
- 4" Dust chute for dust collector hook-up
- Heavy-duty oil bath gearbox with oil level sight gauge
- 10 interchangeable spindles (1/4" x 5", 3/8" x 6", 1/2" x 6", 5/8" x 6", 3/4" x 9", 1" x 9", 1 1/2" x 9", 2" x 9", 3" x 9" and 4" x 9")
- Includes 3 interchangeable table inserts and adjustment keys

\$2299.



24 1/4"x 24 1/4"
cast iron tilting table

2" X 42" BELT & 8" DISC SANDER

KC-770FX

- Powerful 1 HP, 6.2 Amp direct drive motor
- Both a 1" and a 2" sanding belt can be installed
- Comes with 1" x 42" sanding belt, 2" x 42" sanding belt, 1" & 2" belt platens, 2 x 8" adhesive sanding discs, miter gauge and adjustment hex. keys

**NEW & IMPROVED
WITH SAFETY GUARDS**

1 HP Motor



\$499.

Dust Collector Bag

KDCB-790

\$39.99



**KC-790FX
\$1899.**

KC-790FX-DC WITH BUILT-IN DUST COLLECTOR

\$1999.



6" X 48" BELT & 12" DISC SANDERS

- Powerful 1.5 HP, 110V/220V motor
- 4" dust chute for dust collector hook-up (KC-790FX only)
- Comes with aluminum miter gauge, cast-iron work stop, T-slot centre point, enclosed stand and adjustment hex. keys

6" X 48" BELT & 9" DISC SANDER

KC-760L

- Two 2-1/2" dust chutes with 2-1/2" to 4" adaptor for dust collector hook-up
- Comes complete with miter gauge, 2-1/2" to 4" dust chute adaptor and sturdy enclosed cabinet stand



\$499.99

ABRASIVE CLEANER

K-1306

1 1/2" x 1 1/2" x 8 1/2"



\$16.99

6" X 48" BELT - 9" & 12" DISC SANDER

KC-780FX

- Powerful 1.5 HP direct ball bearing drive motor
- Heavy-duty cast-iron tilting tables and frame
- Adjustable belt unit operates vertically, horizontally or at any set angle in between
- 2 - dust chutes (2" & 2-1/4") for vacuum or dust collector hook-up
- Sturdy cabinet stand
- Quick belt release mechanism
- Both sanders come complete with heavy-duty miter gauge and back stop

1 HP Motor



\$1299.

6" X 48" SANDING BELT KITS

| Model | Belt Size | Grit | Units/Kits | Price |
|--------------|-----------|------|------------|---------|
| SB-648-K-60 | 6" x 48" | 60 | 2 | \$12.99 |
| SB-648-K-80 | 6" x 48" | 80 | 2 | \$12.99 |
| SB-648-K-100 | 6" x 48" | 100 | 2 | \$12.99 |
| SB-648-K-120 | 6" x 48" | 120 | 2 | \$12.99 |

9" STICK-ON ADHESIVE DISC KITS

| Model | Disc size | Grit | Units/Kits | Price |
|------------|-----------|------|------------|--------|
| SD-9-K-60 | 9" | 60 | 3 | \$7.99 |
| SD-9-K-80 | 9" | 80 | 3 | \$7.99 |
| SD-9-K-100 | 9" | 100 | 3 | \$7.99 |
| SD-9-K-120 | 9" | 120 | 3 | \$7.99 |

OPEN DRUM SANDERS

16" OPEN DRUM SANDER

KC-1632DS

- 10 Amp. motor
- Drum speed: 1,720 RPM
- 2 1/2" dust chute
- Easy clamping sanding belt loading system

\$1299.

Infeed and outfeed tables can be folded down



Metric or imperial digital depth gauge for increased thickness accuracy



With its open ended design this machine can sand a 32" wide piece in 2 passes

With its open ended design this machine can sand a 44" wide piece in 2 passes



22" OPEN DRUM SANDER

- Powerful 1.75 HP motor
- 22" x 5" aluminum sanding drum

\$2199.

10" WET/DRY SHARPENER KIT

KC-4900S

Heavy-duty 1.6 Amp. motor quietly rotates at 115 RPM for maximum precision during sharpening



\$249.99

OPTIONAL 4 PC. ACCESSORY KIT

KM-130 (Short knife jig, long knife jig, scissors jig & axe jig)

\$69.99



OSCILLATING EDGE SANDER

& ACCESSORIES

6" x 108" OSCILLATING EDGE SANDER

KC-6108-OSCM

- Powerful 2 HP motor
- Precision ground cast-iron tables
- Magnetic switch and top mounted emergency stop button
- Comes with miter gauge, work stop, three end-table inserts and three 4-1/2" spindle drums and sanding sleeves (1-1/2", 2" and 3")

NEW



\$2999.

26" X 12" DUAL DRUM SANDER

KC-26DS

- 3 HP (220V) motor
- 2 speeds (3-20 SFPM)
- Twin 4" dust chutes
- Magnetic safety switch
- Variable feed speed

\$3699.

Two 5" aluminum sanding drums are precision balanced and driven by 2 V-belts



5" x 120" SANDING BELTS

| Model | Belt Size | Grit | Unit | Price |
|-------------|-----------|------|------|---------|
| SB-5120-80 | 5" x 120" | 80 | 1 | \$19.99 |
| SB-5120-120 | 5" x 120" | 120 | 1 | \$19.99 |
| SB-5120-150 | 5" x 120" | 150 | 1 | \$19.99 |
| SB-5120-180 | 5" x 120" | 180 | 1 | \$19.99 |

6" x 108" SANDING BELTS

| Model | Belt Size | Grit | Unit | Price |
|-------------|-----------|------|------|---------|
| SB-6108-60 | 6" x 108" | 60 | 1 | \$22.99 |
| SB-6108-80 | 6" x 108" | 80 | 1 | \$22.99 |
| SB-6108-100 | 6" x 108" | 100 | 1 | \$22.99 |
| SB-6108-120 | 6" x 108" | 120 | 1 | \$22.99 |

REMOTE POWER CONTROL SYSTEM RC-110

(110V)

- 120° INFRARED RAY RECEIVING ANGLE
- INCLUDES MOUNTING HARDWARE AND 2 AAA BATTERIES



\$139.99

DUST COLLECTORS & ACCESSORIES

700 CFM

KC-2405C

- Washable 1 micron upper felt dust bag for optimal air flow efficiency and reusable clear plastic lower dust bags (3)
- 4" diameter inlet port



\$429.

1200 CFM

KC-3109C

- 2 HP (220V) motor
- Improved metal impellers for maximum air flow performance
- Comes with wheel castors for portability



\$599.

600 CFM

KC-1105C

- 1 HP motor
- Heavy duty bag
- Comes complete with 10' hose, dust hood, dust hood support and wheel castors for portability



\$319.99

1 MICRON CANISTER FILTER FOR 1.5, 2 & 3 HP DUST COLLECTORS KDCF-3500

Designed to fit KING dust collectors KC-3105C, KC-3108C, KC-3109C, KC-4043C, KC-4045C and other similar dust collectors. Dimension: 19-3/4" to 20-1/4" I.D. x 25" high



\$325.

DUST COLLECTION HOSE KIT #1 K-1054


- KIT Includes:
- 4" X 10 ft. Wood Dust Collection Hose
 - 4" Universal Dust Hood
 - 2 x 4" Wire Hose Clamps



\$49.99

DUST COLLECTION HOSE KIT #2 K-1055

- KIT Includes:
- 2 x 4" blast gates
 - 4" table saw dust hood
 - 4" universal dust hood
 - 4" Y-fitting
 - 10 x 4" wire hose clamps
 - 2 x 4" X 10 ft. wood dust collection hoses



\$99.99

2280 CFM KC-4045C

\$899.

- 3 HP (220V) motor
- Improved metal impellers are precision balanced and designed for maximum air flow performance
- 4" diameter dust ports accept accessory hoses for attaching up to 3 machines
- Comes with wheel castors for portability



3980 CFM KC-5043FX-2 5 HP (220V)

\$2699.

KC-5043FX-6 5 HP (600V)

\$2999.

- Improved metal impellers are precision balanced and designed for maximum air flow performance
- 4" diameter dust ports accept accessory hoses for attaching up to 4 machines
- Comes with wheel castors for portability



TOTAL HEIGHT 11 FT.

6" x 50' REINFORCED PVC HOSE

6" Lin. Ft. **\$7.99**



PVC HOSE

K-1034-50 4" Lin. Ft. **\$3.99**



K-1035-50 5" Lin. Ft. **\$5.49**

CLEAR FLEXIBLE COLLAPSIBLE PVC HOSE

K-1033-50 4" Lin. Ft. **\$3.99**



4" ALUMINUM BLAST GATE K-1142

\$23.99



4" BLAST GATE K-1007

\$9.99



4" T-FITTING K-1013

\$9.99



4" Y-FITTING K-1015

\$9.99



4" ELBOW K-1017

\$9.99



4" SPLICE K-1019

\$9.99



1" - 6" UNIVERSAL ADAPTOR K-1039

\$9.99



WIRE HOSE CLAMPS 4"-K-1317

\$2.79



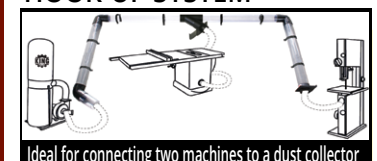
5"-K-1318 **\$3.49**

DUST COLLECTION SEPARATOR with ELBOW K-1056/ K-1017



To maximize the cyclonic air flow in the drum **\$49.99**

4" DUST COLLECTION HOOK-UP SYSTEM



KW-270
27 pc Kit includes;
• 4 pc- 4" x 36" Clear tubes
• 1 pc- 4" x 7" Clear tube
• 2 pc- 4" 45 degree elbows
• 2 pc- 4" 90 degree elbows
• 7 pc- 4" adaptor fittings
• 2 pc- 4" Blast gates
• 1 pc- 4" Y-fitting
• 8 pc- retaining Brackets (including 16 screws and 16 wall plugs)

\$175.

1 MICRON FELT UPPER BAG


KDCB-3108T-1MIC
Fits: KC-3105C, KC-3108C & KC-3109C



CLOTH BOTTOM DUST BAG

KDCB-3105B

Fits KC-3105C, KC-3108C, KC-3109C



SEE THROUGH PLASTIC BOTTOM DUST BAGS

KDCB-5
5 BAGS PER BOX **\$29.99**



CYCLONE SEPARATOR

KC-2940S

- Cyclonic force removes 99% of dust and wood chips before it reaches your dust collector
- Recommended for 1.5 to 3 HP dust collectors
- Cyclonic action separates heavy debris from the fine particles and directs them into the steel drum
- 6" Inlet with 2 x 4" adaptor
- 7" Outlet with 6" adaptor, and additional 1" to 6" adaptor included
- Drum bag included

29 Gallon steel drum

Turn your dust collector into a heavy-duty two-stage cyclone dust collection system



\$399.99

DUST COLLECTORS WITH 1 MICRON CANISTER FILTERS

700 CFM DUST COLLECTOR WITH CANISTER FILTER KC-2405C/KDCF-2400

- Noise level reading at 36": 75-85 dB
- Static pressure (inch of water): 6.1
- Dust port opening: 4"

1 HP
7 Amp. @ 120V



1 Micron Canister filter

\$599.99

1200 CFM DUST COLLECTOR WITH CANISTER FILTER KC-3109C/KDCF-3500

- Noise level reading at 36": 66-77 dB
- Static pressure (inch of water): 9.5
- Dust port opening: 2 x 4" / 1 x 6"

2 HP
9 Amp. @ 220V



1 Micron Canister filter

\$899.

2280 CFM DUST COLLECTOR WITH CANISTER FILTERS KC-4045C/KDCF-3500

- Noise level reading at 36": 75-85 dB
- Static pressure (inch of water): 11.8
- Dust port opening: 3 x 4" / 1 x 8"

3 HP
10 Amp. @ 220V



1 Micron Canister filters

\$1499.

3 SPEED AIR CLEANERS

2 stage filtration, one disposable electrostatic 5 Microns outer filter and 1 Micron inner two pocket filter

KAC-410
.9 Amp. motor

Air suction capacity
410 CFM

\$289.99



COMES WITH 3-SPEED REMOTE CONTROL

KAC-1200
4.2 Amp. motor

Air suction capacity
720, 1115, 1290 CFM

\$399.99



COMES WITH 3-SPEED REMOTE CONTROL

KAC-1400
3 Amp. motor

Air suction capacity
950, 1085, 1400 CFM

\$599.99



COMES WITH 3-SPEED REMOTE CONTROL

CYCLONE DUST COLLECTORS & ACCESSORIES

1.5 HP CYCLONE DUST COLLECTOR KC-8150C

- Noise level reading at 36": 78 dB
- Static pressure (inch of water): 9.7
- 29 Gallon steel drum with quick release handle and castor wheels for easy disposal
- Complete with 4 locking castor wheels for portability
- Dust port opening: 2 x 4" / 1 x 6"

988/1320 CFM

INCLUDED Remote Control



\$1899.

2 HP CYCLONE DUST COLLECTOR KC-8200C

- Noise level reading at 36": 78 dB
- Static pressure (inch of water): 10.9
- 29 Gallon steel drum with quick release handle and castor wheels for easy disposal
- Complete with 4 locking castor wheels for portability
- Dust port opening: 2 x 4" / 1 x 7"

1071/1650 CFM

INCLUDED Remote Control



\$2149.

3 HP CYCLONE DUST COLLECTOR KC-8300C

- Noise level reading at 36": 79 dB
- Static pressure (inch of water): 11
- 54 Gallon steel drum with quick release handle and castor wheels for easy disposal
- Complete with 4 locking castor wheels for portability
- Dust port opening: 3 x 4" / 1 x 8"

1942/2900 CFM

INCLUDED Remote Control



\$2699.

OPTIONAL

6PC. HEAVY-DUTY BAG KITS

KDCB-82
(Fits: KC-8150C
KC-8200C)

\$39.

KDCB-83
(Fits: KC-8300C)

\$59.

5 HP CYCLONE DUST COLLECTOR

KC-8500C

- Noise level reading at 36": 76 dB
- Static pressure (inch of water): 14.5
- 54 Gallon steel drum with quick release handle and castor wheels for easy disposal
- Complete with 4 locking castor wheels for portability
- Canister filter insulation panels with foam insulation lowers noise level
- Dust port opening: 5 x 4" / 1 x 10"

2701/4400 CFM

Auto Canister Filter Cleaner



\$4299.

18 GA. X 2" BRAD NAILER KIT

8201NL

- 3/4" to 2" Nail range
- Comes with 1/4" air inlet, oiler, hex. keys, & sturdy carrying case

NEW & IMPROVED

ADJUSTABLE AIR DEFLECTOR



\$59.99

16 GA. X 2-1/2" BRAD NAILER KIT

8225NL

- 3/4" to 2 1/2" Nail range
- Comes with 1/4" air inlet, oiler, hex. keys, & sturdy carrying case

ADJUSTABLE AIR DEFLECTOR



\$99.99

2" FLOORING STAPLER/ CLEAT NAILER KIT

8260FSN-2

- 1" to 2" Staple range
- 1 1/2" to 2" Cleat nail range
- Comes with mallet, 1/4" air inlet, safety glasses, oiler, hex. keys & sturdy carrying case

2 in 1



\$199.99

NAILERS & STAPLERS

23 GA. X 1 3/8" HEADLESS PIN NAILER KIT

8223PN

- 1/2" to 1-3/8" Pin range
- Comes with 1/4" Air inlet, 2 removable non-marring tips, oiler, hex. keys and sturdy carrying case

\$59.99



23 GA. X 2" HEADLESS PIN NAILER KIT

8251PN

- 1/2" to 2" Pin nail range
- Comes with 1/4" Air inlet, 2 removable non-marring tips, oiler, hex. keys and sturdy carrying case

\$119.99



18 GA. X 1/4" NARROW CROWN STAPLER KIT

8101S

- 3/8" to 1" Staple range
- Comes with 1/4" air inlet, oiler, hex. keys, & sturdy carrying case

\$59.99



16 GA. X 2" MEDIUM CROWN STAPLER KIT

8216S-2

- 3/4" to 2" Staple range
- Comes with 1/4" air inlet, oiler, hex. keys, & sturdy carrying case

\$99.99



18 GA. NAILER/ STAPLER KIT

8210NS

- 18 Ga. x 1/4" (3/8" to 1 5/8") stapler
- 18 Ga. (3/4" to 2") nailer
- Comes with 1/4" air inlet, oiler, hex. keys and sturdy carrying case

\$69.99



2 in 1

ADJUSTABLE AIR DEFLECTOR



ADJUSTABLE AIR DEFLECTOR



ADJUSTABLE AIR DEFLECTOR



ADJUSTABLE AIR DEFLECTOR



8245RN

- 7/8" to 1 3/4" (11 Ga.)
- Comes with 1/4" air inlet, debris shield, safety glasses, oiler, hex. keys and sturdy carrying case

\$159.99

ADJUSTABLE AIR DEFLECTOR

COIL ROOFING NAILER KIT

10



CLIPPED HEAD FRAMING NAILERS KITS

8228N

Shoots standard 2 3/16" - 3 9/16", 28° - 30° nails

8234N

Shoots standard 2 3/16" - 3 9/16", 34° nails

ADJUSTABLE AIR DEFLECTOR



\$149.99

ADJUSTABLE AIR DEFLECTOR



\$149.99

ULTRA-QUIET OIL-FREE AIR COMPRESSORS

ULTRA-QUIET OIL-FREE AIR COMPRESSOR

KC-2020A

- 3.8 CFM @ 40 PSI
- 2.35 CFM @ 90 PSI
- 125 PSI maximum tank pressure

2 GALLON
2 HP (PEAK)
(60 Decibels)

3000 hours



\$259.99 ASME safety valve

ULTRA-QUIET OIL-FREE AIR COMPRESSOR

KC-4620A

- 3.80 CFM @ 40 PSI
- 2.35 CFM @ 90 PSI
- 125 PSI maximum tank pressure

4.6 GALLON (2 X 2.3)
2 HP (PEAK)
(60 Decibels)

3000 hours



\$379.99 ASME safety valve

ULTRA-QUIET OIL-FREE AIR COMPRESSOR

KC-10020SQ

- 5.6 CFM @ 40 PSI
- 4.4 CFM @ 90 PSI
- 125 PSI maximum tank pressure

10 GALLON
3 HP (PEAK)
(64 Decibels)

3000 hours



\$499.99 ASME safety valve

5.5 PEAK HP 20 GALLON AIR COMPRESSOR

KC-2051H2

- 150 PSI max pressure
- 7.6 CFM @ 40 PSI
- 6.0 CFM @ 90 PSI
- ASME safety valve

2 cylinder cast iron
single stage oil
lubricated pump



\$775. ASME safety valve

5.5 PEAK HP 24 GALLON AIR COMPRESSOR

KC-3124V2

- 150 PSI max pressure
- 7.6 CFM @ 40 PSI
- 6.0 CFM @ 90 PSI
- ASME safety valve

2 cylinder cast iron
single stage oil
lubricated pump



\$875. ASME safety valve

STATIONARY 6.5 PEAK HP 60 GALLON AIR COMPRESSOR

KC-6160V2

- 150 PSI max pressure
- 13.4 CFM @ 40 PSI
- 11.2 CFM @ 90 PSI
- High efficiency reed valves

2 cylinder cast iron
single stage oil
lubricated pump



\$1199.

HIGH OUTPUT 6.5 PEAK HP 60 GALLON AIR COMPRESSOR

KC-5160V2

- 150 PSI max pressure
- 22.6 CFM @ 40 PSI
- 18.5 CFM @ 100 PSI
- High efficiency reed valves

3 cylinder cast iron
single stage oil
lubricated pump



\$1599.

TIRE INFLATION GUN WITH PRESSURE GAUGE
K-1630



\$23.99

COMPRESSOR OIL BOTTLE
KW-077
(850ml)



\$9.99

INDUSTRIAL 2-STAGE AIR COMPRESSORS

2-STAGE 5 RUNNING HP 80 GALLON AIR COMPRESSOR

KC-5280V3-MS

- 200 PSI max pressure
- 19 CFM @ 175 PSI

2 cylinder cast iron
2-stage oil
lubricated pump



\$3499.

2-STAGE 7.5 RUNNING HP 80 GALLON AIR COMPRESSOR

KC-7280V3-MS

- 200 PSI max pressure
- 24 CFM @ 175 PSI

2 cylinder cast iron
2-stage oil
lubricated pump



\$3999.

ARCTIC FLEX

RETRACTABLE AIR HOSE REEL WITH HYBRID POLYMER AIR HOSE



- K-5038FRL 50 ft. x 3/8"
- All-Weather Flexibility (-40°C to 65°C)
- Comes with wall mounting

\$109.99

MANUAL AIR HOSE REEL WITH HYBRID POLYMER AIR HOSE



- K-10014FRL 100 ft. x 1/4"
- All-Weather Flexibility (-40°C to 65°C)
- 360° swivel base

\$109.99

(-40°C to 65°C)



HYBRID POLYMER INDUSTRIAL AIR HOSES

HYBRID POLYMER INDUSTRIAL AIR HOSES

| | | |
|----------|-------------|---------|
| K-2514H | 25' x 1/4" | \$21.99 |
| K-2538H | 25' x 3/8" | \$29.99 |
| K-5014H | 50' x 1/4" | \$33.99 |
| K-5038H | 50' x 3/8" | \$44.99 |
| K-10014H | 100' x 1/4" | \$54.99 |
| K-10038H | 100' x 3/8" | \$65.99 |

300 PSI MAXIMUM PRESSURE

PREMIUM HYBRID POLYMER GARDEN HOSES

150 PSI (Working)
450 PSI (Burst)



K-5058GH
5/8" x 50 ft.

\$45.

K-10058GH
5/8" x 100 ft.

\$77.

Extreme All-Weather Flexibility Kink resistant

WET-DRY VACUUMS

Double filtration system

8520LP

- Powerful 3.5 Peak HP motor
- 5 US Gallon (20L)
- Comes complete with 6 ft. x1-1/4" hose, 2 pc. plastic extension wand, 20L dust bag, cartridge filter, foam filter, reusable filter, 10" floor sweep and crevice tool

\$69.99



8530LPN

- Powerful 4 Peak HP motor
- 8 US Gallon (30L)
- Comes complete with 6 ft. x1-1/4" hose, 2 pc. plastic extension wand, 30L dust bag, cartridge filter, foam filter, reusable filter, 10" floor sweep and crevice tool

\$89.99



8540LSTN

- Powerful 4 Peak HP motor
- 10 US Gallon (40L)
- Comes complete with 6 ft. x1-1/4" hose, 2 pc. stainless extension wand, 40L dust bag, cartridge filter, foam filter, reusable filter, 10" floor sweep and crevice tool

\$179.99



8560LST

- Powerful 6.5 Peak HP motor
- 16 US Gallon (60L)
- Convenient 18 ft. power cord
- Comes complete with 8 ft. x2-1/2" flex hose, 2 pc. 2-1/2" extension wand, handle with air control, cartridge filter, foam filter, 14" floor sweep with squeegee insert, gulper tool, crevice tool and hanging accessory storage bag

\$299.99



HEPA CARTRIDGE FILTERS

KVAC-1145

FITS: 8520LP, 8530LPN, 8531LP-B, 8540LSTN
KVAC-1150 **\$39.**
FITS: 8560LST



VARIABLE SPEED DRYWALL SANDER KC-8379

- LED light illuminates the work
- Comes with 6 hoop & loop sanding papers (2 x 80, 120, 180 Grit), extension tube, dust hose, 2 vacuum adaptors (1-1/4" & 1-3/8") and adjustment hex. key

\$299.99



8 GALLON TOOL TRIGGERED WET-DRY VACUUM WITH HEPA FILTER KC-8590TTV

• 10 Amp. motor

\$399.99



550 CFM AIR MOVER 8500AM

- 3 speed switch
- Comes with two on-board 120V outlets to connect up to 3 Air Movers together for bigger jobs

\$79.99



Stackable

30 PC VARIABLE SPEED OSCILLATING MULTI-TOOL KIT & ACCESSORIES 8349QR

Each kit includes a sanding back-up pad with hook and loop backing, 24 sanding papers (60, 80 and 120 grit) with hook and loop backing, 35mm Tru-cut narrow offset saw blade, 52mm rigid offset scraper blade, hex. key, and sturdy carrying case



\$69.99

| | | | | | | | | |
|--------------------|--------------------|--------------------|--------------------|--------------------|--------------------|--------------------|---------------------------------------|--|
| KW-4801 \$14.99 | KW-4802 \$17.99 | KW-4803 \$17.99 | KW-4804 \$17.99 | KW-4805 \$17.99 | KW-4806 \$17.99 | KW-4810 \$7.99 | Tru-Cut carbide KW-4823 \$14.99 | Electrical Box Cutter KW-4825 \$19.99 |
| KW-4811 \$7.99 | KW-4813 \$7.99 | KW-4816 \$7.99 | KW-4818 \$12.99 | KW-4819 \$7.99 | KW-4820 \$12.99 | KW-4821 \$12.99 | | |

PORTABLE VARIABLE SPEED METAL CUTTING BANDSAW KC-8377

- Variable speed dial for 0-420 SFPM
- Comes with standard 44-7/8" x 1/2" x 0.025" 14 TPI metal cutting blade

\$199.99



OPTIONAL

Miter Stand turns this Bandsaw into a Cut-off Saw
SS-8377 **\$99.99**

| BI-METAL BLADES | | | | |
|------------------|---------|-------|-------|-----------|
| Model | Length | Width | TPI | Thickness |
| KBB-8376-BM-1014 | 44 7/8" | 1/2" | 10-14 | .020" |
| KBB-8376-BM-1418 | 44 7/8" | 1/2" | 14-18 | .020" |

DRYWALL & PANEL LIFT KDL-11N



\$229.99

- Hangs drywall in sizes up to 4 ft. x 16 ft. on any ceiling or wall up to 11 ft. high
- Tripod foot brake keeps drywall lift in position during use
- Easy to assemble and disassemble, can be placed in car trunk

NEW AND IMPROVED
4-3/4" wheel casters

1600 CFM AIR MOVER WITH DIGITAL READOUT KC-1600AM

- Powerful 1600 CFM Air Mover, ideal for creating air circulation to dry floors, carpets, walls or ceilings
- 3 speed settings for airflow control
- 10 ft. power cord for longer reach



NEW

Retractable handle and wheels for portability

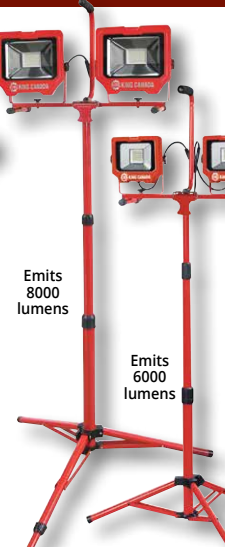


Digital readout with controls and timer settings



\$199.99

LED DUAL-HEAD



Emits 8000 lumens

\$199.99

LED WORK LIGHTS

KC-1502LED-C
10W Work light
emits 1500 lumens

\$49.99

Cordless

KC-1501LED
15W Work light
emits 1500 lumens

\$35.99

KC-3001LED
20W Work light
emits 3000 lumens

\$59.99

KC-4001LED
36W Work light
emits 4000 lumens

\$99.99

50 FT. 5 LED STRING LIGHT 5,000 Lumens

K-5016-5LED

- 50 foot 16 AWG /3 conductor grounded SJT power cord
- 75 linear feet of coverage at 10 feet in height Waterproof to IP44 standards

\$99.99

1/2" DRILLING & MIXING KIT KC-8316

- 9 Amp. motor
- Comes with 1/2" chuck, 3 galvanized mixing paddles (10mm hex. shank), wrench, and sturdy carrying case



BISCUIT JOINER KIT KC-8306

- Motor: 7 Amp. 10,800 RPM
- Robust fence with 0 to 90° and 90° to 135° tilt adjustments with positive stops at 45° & 90°
- Kit includes 4" carbide tipped blade, dust bag, hex. key and plastic carrying case



\$159.99

BENCH GRINDERS

KC-690LN
• 3450 RPM

**Built-in
LED lights**

\$79.99



Enhanced
Laser Effect

6"

KC-890
• 3450 RPM

\$145.



8"

8" LOW SPEED BENCH GRINDER WITH LIGHT KC-895LS

Comes complete with diamond wheel dressing tool, tool rests, eye shields, coarse 60 grit and fine 120 grit 8" x 1" white aluminum oxide grinding wheels

\$159.99



8"

10" BENCH GRINDER KC-1090N

• Powerful 1-1/2 HP, 13 Amp, 1,750 RPM low speed motor
• Comes with, medium 60 Grit and coarse 36 Grit 10" x 1" grinding wheels

\$349.99



10"

POWERFUL 13 AMP. MOTOR

8" LOW SPEED LONG SHAFT BUFFER KC-899LSB

• 1/2 HP motor - 1,750 RPM
• Two 8" x 1/2" spiral sewn cloth buffing wheels

\$159.99



12" DOVETAIL JIG K-2796

• Handles materials from 5/16" to 1 1/4" thick, and widths up to 12"
• Unit includes 1/2" aluminum template

\$119.99



1.5 HP (220V) Direct Drive Motor

12" HEAVY-DUTY BENCH GRINDER WITH FLOOR STAND KC-1295

• Cast-iron wheel guards and dust vents with 2-1/2" T-fitting adaptor for dust collection
• Built-in cast-iron quench tray, 36 Grit and 60 Grit 12" x 2" grinding wheels

\$1699.



MAGNETIC SWITCHES



Comes with padlock and 2 spare keys

Comes with twist lock emergency stop button

\$129.99 ea.

| | |
|---------------|-------------------|
| KMAG-110-811 | 110V (8-11 Amp.) |
| KMAG-110-1114 | 110V (11-14 Amp.) |
| KMAG-110-1417 | 110V (14-17 Amp.) |
| KMAG-220-811 | 220V (8-11 Amp.) |
| KMAG-220-1114 | 220V (11-14 Amp.) |
| KMAG-220-1417 | 220V (14-17 Amp.) |
| KMAG-220-1721 | 220V (17-21 Amp.) |

ROUTER REDUCER COLLARS

XL-314

\$49.99



XL-312

\$49.99



4 PC. INSERT RING KITS

Zero Clearance

XL-074

\$99.99



(1/4", 1/2", 1-3/8", 2-1/2")

XL-076


\$99.99



ROUTER LIFT WITH HEIGHT LOCK XL-125

11-3/4" x 9-1/4" anodized aluminum top plate

\$649.



PHENOLIC ROUTER INSERT PLATE XL-114

11-3/4" x 9-1/4"

\$99.99

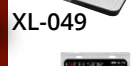


Router Table Kits

ROUTER TABLE KIT XL-200MEP

Kit includes:

- XL-080- Router Table Fence
- XL-049- MDF Table
- XL-114- Phenolic Router Insert Plate
- XL-085- Floor Stand with Switch



\$899.

DELUXE ROUTER TABLE KIT XL-200C

Kit includes:

- XL-125- Router Lift
- XL-080- Router Table Fence
- XL-075- Cast-iron Table
- XL-130- Universal Dust Collection Kit
- XL-085- Floor Stand with Switch



\$1999.13

WOOD BANDSAWS & ACCESSORIES

10" WOOD BANDSAW KC-1002C

- Powerful 1/2 HP 120V motor
- Table size with extensions 13-3/8" x 13-1/8"
- Dust chute accepts 2", 2-1/2" and 4" dust collector hoses
- Comes complete with miter gauge, rip fence, adjustment wrench and hex. keys



\$399.99

| Model | Length | Width | TPI | Thickness | Price |
|-------------|---------|--------|-----|-----------|---------|
| KBB-1018-14 | 67 1/2" | 1 1/8" | 14 | .020" | \$24.99 |
| KBB-1014-6 | 67 1/2" | 1 1/4" | 6 | .020" | \$24.99 |
| KBB-1038-6 | 67 1/2" | 3/8" | 6 | .020" | \$24.99 |
| KBB-1012-6 | 67 1/2" | 1 1/2" | 6 | .020" | \$24.99 |

12" WOOD BANDSAW KC-1202FX

- Powerful 3/4 HP 120V motor
- Large 18-7/8" x 15-3/8" tilting table with rack & pinion adjustment
- Circle cutting guide for diameters up to 23-1/2"
- Dust chute accepts 2", 3" and 4" dust collector hoses
- Comes complete with cast aluminum miter gauge, rip fence with 5" high face, push stick, adjustment wrench and hex. keys



\$799.

| Model | Length | Width | TPI | Thickness | Price |
|-------------|----------|--------|-----|-----------|---------|
| KBB-1218-14 | 88 3/16" | 1 1/8" | 14 | .025" | \$29.99 |
| KBB-1236-10 | 88 3/16" | 3/16" | 10 | .025" | \$29.99 |
| KBB-1214-6 | 88 3/16" | 1/4" | 6 | .025" | \$29.99 |
| KBB-1238-6 | 88 3/16" | 3/8" | 6 | .025" | \$29.99 |
| KBB-1212-6 | 88 3/16" | 1 1/2" | 6 | .025" | \$29.99 |

14" WOOD BANDSAW WITH 12" RESAW CAPACITY KC-1502FXB

- 2 speeds (2300-3250) SFPM
- Cast-iron table tilts 45° to the right
- Motor, blade, miter gauge and precision "TRU-RIP" aluminum rip fence with resaw guide included

20" x 16" cast iron table
12.8 Amp. @ 110V
6.2 Amp. @ 220V
Pre-wired to 110V

220Volt CONVERSION KIT
KW-220-1502
For: KC-1502FXB



\$99.99

\$1999.

| Model | Length | Width | TPI | Thickness | Price |
|------------|--------|--------|-----|-----------|---------|
| KBB-1514-6 | 112" | 1 1/4" | 6 | .025" | \$29.99 |
| KBB-1538-6 | 112" | 3/8" | 6 | .025" | \$29.99 |
| KBB-1512-4 | 112" | 1 1/2" | 4 | .025" | \$29.99 |
| KBB-1534-3 | 112" | 3/4" | 3 | .025" | \$34.99 |
| KBB-1510-2 | 112" | 1" | 2 | .032" | \$34.99 |



17" WOOD BANDSAW KC-1702FXB

- 2 speeds (1600/3300) SFPM
- Rack and pinion height adjustment system
- Cast-iron table tilts 10° to the left & 45° to the right
- Miter gauge system

17" x 17" cast iron table
14 Amp. @ 110V - 7 Amp. @ 220V
Pre-wired to 110V

New improved upper & lower blade guide system



\$2299.

| Model | Length | Width | TPI | Thickness | Price |
|------------|----------|--------|-----|-----------|---------|
| KBB-1714-6 | 131 5/8" | 1 1/4" | 6 | .025" | \$29.99 |
| KBB-1738-6 | 131 5/8" | 3/8" | 6 | .025" | \$29.99 |
| KBB-1712-4 | 131 5/8" | 1 1/2" | 4 | .025" | \$29.99 |
| KBB-1734-3 | 131 5/8" | 3/4" | 3 | .025" | \$39.99 |
| KBB-1710-2 | 131 5/8" | 1" | 2 | .032" | \$39.99 |

21" WOOD BANDSAW KC-2102FXB

- 2 speeds (1890/3800) SFPM
- Cast-iron table tilts 10° to the left & 45° to the right
- Rack and pinion height adjustment system
- Miter gauge system

21" x 21" cast iron table
16 Amp. @ 110V - 8 Amp. @ 220V
Pre-wired to 220V

New improved upper & lower blade guide system



\$2999.

| Model | Length | Width | TPI | Thickness | Price |
|------------|----------|--------|-----|-----------|---------|
| KBB-2114-6 | 152 1/8" | 1 1/4" | 6 | .025" | \$34.99 |
| KBB-2138-6 | 152 1/8" | 3/8" | 6 | .025" | \$34.99 |
| KBB-2112-4 | 152 1/8" | 1 1/2" | 4 | .025" | \$34.99 |
| KBB-2134-3 | 152 1/8" | 3/4" | 3 | .032" | \$39.99 |
| KBB-2110-2 | 152 1/8" | 1" | 2 | .032" | \$39.99 |

17" VARIABLE SPEED WOOD & METAL CUTTING BANDSAW KC-1700WM-VS

- Variable speeds (wood): 540-3600 SFPM
- Variable speeds (metal): 100-650 SFPM
- Voltage (input power): 220V, 1 phase, 60 Hz
- Cast-iron table tilts 5° to the left & 45° to the right

23 1/2" x 17" cast iron table
2 HP 7 Amp. @ 220V



\$4499.

Comes with: a 1/2" x 6 TPI wood cutting blade, 1/2" x 10 TPI metal cutting blade, laser guide, work lamp, miter gauge and a precision "TRU-RIP" aluminum rip fence with resaw guide

HOLLOW CHISEL MORTISERS

5/8" HOLLOW CHISEL MORTISER WITH TILTING HEAD

MA-1050ST

- Powerful 3/4 HP motor
- Includes sleeve adaptors which accept 5/8" and 3/4" diameter chisel shanks
- Comes complete with mortising chisel and bit set (1/4", 5/16", 3/8" & 1/2"), 1/2" chuck and key, column mounted hold down, pair of 9 position table hold downs and quick release vise

HEAD TILTS FROM 0° TO 30° TO THE RIGHT AND LEFT

\$759.

OPTIONAL STAND SS-1050ST

\$149.

1" HOLLOW CHISEL MORTISER WITH TILTING HEAD

MA-1075ST

- Powerful 1 HP 110V/220V dual voltage motor
- 1/4" to 1" chisel and bit capacity
- Large longitudinal and transversal 19" x 12-1/2" sliding table reclamping of the workpiece
- Includes chisel adaptor bushings which accept 5/8" and 3/4" diameter chisel shanks
- Comes complete with mortising chisel and bit set (1/4", 3/8", 1/2" & 3/4"), chisel adaptor bushings, 1/2" chuck and key

HEAD TILTS FROM 0° TO 30° TO THE RIGHT AND LEFT

\$2499.

OPTIONAL STAND SS-1075ST

\$499.

INDUSTRIAL WOODWORKING SHAPER

KC-351S

- Spindle travels a full 3"
- Spindle speeds, 8,000 & 10,000 RPM
- Comes complete with 1/2" & 3/4" interchangeable spindles, 1/4" & 1/2" router bit adaptors and a miter gauge



\$2199.

3/4" UNIVERSAL SHAPER CUTTERHEAD WITH 13 INTERCHANGEABLE PROFILE CUTTERS

KW-091

\$239.99

Powerful 3 HP motor (220V)

13-SPINDLE LINE BORING MACHINE

KC-1300BM

- Powerful 1.5 HP 110V motor
- Designed for simultaneous multi-hole line boring or drilling, ideal for cabinet makers or shelving applications
- 13 spindles spaced 1-1/4" on centre, allowing drilling up to 13 evenly spaced holes
- Fully adjustable aluminum fence with work stops at each end to line up workpiece from the right or left to perform parallel boring patterns
- Indexing pins allow correct spindle alignment for resuming line boring operations in long workpieces

Large 31-1/2" x 15-3/4" melamine table top

\$2999.

BLUM® HINGE BORING HEAD ATTACHMENT KW-162

- Blum style 45mm-9.5mm three-hole pattern
- 3 spindle heads (rotation-2 left/1 right)
- Can be used with or without the 8mm boring bits
- Comes with 35mm hinge bring bit, 8mm boring bits (1 left/1 right), link-bar and adjustment wrench

\$849.



ADJUSTABLE HEIGHT STOP AND DEPTH

ADJUSTABLE FENCE WORK STOPS AND EXTENSION WORK STOPS

POWER FEEDERS

KPF-30V

- 3 1/8" roller diameter
- 1 3/16" roller width

1.2 AMP. MOTOR
VARIABLE SPEED

\$699.

KPF-32

- 3 1/8" roller diameter
- 1 3/16" roller width

2.5 AMP. MOTOR

\$999.

KPF-34

- 4 3/4" roller diameter
- 2 1/4" roller width

6.2 AMP. MOTOR (220V)

\$1899.

DRILL PRESSES & ACCESSORIES

THE MOST INNOVATIVE DRILL PRESSES EVER!

NOVA VIKING 16" NOVA VIKING DVR DRILL PRESS 83705

16" NOVA VIKING BENCHTOP DVR DRILL PRESS 83702

- Powerful direct drive 1 HP high torque motor with no pulleys or belts
- Spindle taper MT #2
- Comes with 5/8" drill chuck & key, firmware USB cable



\$1599.99

Safety Guard with Limit Switch



83750
Fits #83702 & #83705
\$399.

- Powerful direct drive 1 HP high torque motor with no pulleys or belts
- Spindle taper MT #2
- Comes with 5/8" drill chuck & key, firmware USB cable

\$1799.

18" NOVA VOYAGER DVR DRILL PRESS 58006

Safety Guard with Limit Switch



58501
Fits #58006
\$399.

- Powerful direct drive 1.75 HP high torque motor with no pulleys or belts
- Spindle taper MT #2
- Comes with 5/8" drill chuck & key, firmware USB cable

\$2499.

29 PC. TITANIUM DRILL BIT SET KDB-29T 29 (1/16"-1/2" x 1/64") **\$39.99**



22" DRILL PRESS



DRILL PRESS CHUCK SAFETY GUARD KM-122
Fits KC-122FC
\$29.99

22" DRILL PRESS with SAFETY GUARD & LIMIT SWITCH



- KC-122FC**
- 12.5 Amp. motor
 - 1 1/4" capacity
 - Spindle taper MT #4
 - 12 speeds (180-4200 RPM)
 - 4 3/4" stroke
 - 3/4" chuck

\$1299.

- KC-122FC-LS**
- 12.5 Amp. motor
 - 1 1/4" capacity
 - Spindle taper MT #4
 - 12 speeds (180-4200 RPM)
 - 4 3/4" stroke
 - 3/4" chuck

\$1399.

17" DRILL PRESS

- KC-118FC**
- 12.5 Amp. motor
 - 16 speeds (240-3400 RPM)
 - 17" swing
 - 3 1/4" stroke
 - 5/8" chuck

\$799.

17" DRILL PRESS with SAFETY GUARD & LIMIT SWITCH

- KC-118FC-LS**
- 12.5 Amp. motor
 - 16 speeds (240-3400 RPM)
 - 17" swing
 - 3 1/4" stroke
 - 5/8" chuck

\$899.

Digital Readout

12" BENCH VARIABLE SPEED DRILL PRESS KC-12HS-VS

- Powerful 1/2 HP, 5 Amp.
- Variable speeds (580 - 3200 RPM)
- Comes with 5/8" drill chuck, chuck key, onboard chuck key storage and adjustment hex. keys



\$499.99

15" FLOOR VARIABLE SPEED DRILL PRESS KC-15HS-VS

- Powerful 3/4 HP, 8.6 Amp. motor
- 4" stroke capacity allows drilling workpieces up to 4" thick
- Variable speeds 2 (280 - 1100/ 900-3300) RPM
- Comes with 5/8" drill chuck, chuck key, onboard chuck key storage and adjustment hex. keys



\$699.99

17" LONG STROKE DRILL PRESS with SAFETY GUARD



LONG 6" STROKE

- KC-119FC-LS**
- 12.5 Amp. motor
 - 12 speeds (255-2750 RPM)
 - Spindle taper MT #3
 - 16 15/16" swing
 - 6" stroke
 - 3/4" chuck

\$1099.

15" VARIABLE SPEED INDUSTRIAL DRILL PRESS



Variable speed handwheel with digital readout



Safety guard with limit switch protection

KC-30HS-VS

- Powerful 1 HP motor
- E-stop 2 step activation safety switch with line voltage interruption
- Variable speeds: 400-5,000 RPM
- 5/8" drill chuck and key

\$2999.



LONG 6" STROKE

WOOD MORTISING ATTACHMENT MA-511

Kit comes with chisel holder, holddown arms, holddown bracket, fence, ring bushing adaptors, 4 pc. 1/2" shank mortising chisels & bits and carrying case



\$119.99

DRILL PRESS VISES

- | | |
|----------------|----------------|
| KPV-3 3" | KPV-4 4" |
| \$19.99 | \$29.99 |
| KPV-5 5" | KPV-6 6" |
| \$44.99 | \$59.99 |



CROSS SLIDE VISES

Makes lateral or longitudinal adjustments simple

- | | | |
|----------------|----------------|-----------------|
| KCV-4N 4" | KCV-5N 5" | KCV-6N 6" |
| \$79.99 | \$99.99 | \$129.99 |



We reserve the right to limit quantities. We reserve the right to correct any typographical and pictorial errors without notice. Articles may vary from illustration shown. Some retailers may not stock all products due to space restrictions and product availability.